









# Super Phonics Book 4

## Unit 2




### A. Say and Circle

Say the name of each picture. Circle the missing sound.

 ____ ee	pr qr tr	 ____ a	se te pe
 __ uee __	q_n p_k q_t	 ____ a	re he te
 s ____	et ui ee	 re ____	et at ad
 ____ af	lo le re	 ____ e	be fe te

# B. Say and Check

Say the name of each picture. Check the correct word.

	<b>sea</b>	<b>say</b>	<b>read</b>
	<b>tree</b>	<b>see</b>	<b>game</b>
	<b>Pete</b>	<b>sea</b>	<b>bee</b>
	<b>tea</b>	<b>Eve</b>	<b>leaf</b>
	<b>see</b>	<b>read</b>	<b>cake</b>

## C. Say and Connect

Say the name of each picture. Connect the picture to the correct word.



tea



Eve



sea



bee



leaf



queen



tree



see



Pete



read

## D. Listen and Check

Listen and check the correct picture.



1. see

2. tea

3. The bee is under the leaf.

4. Pete and Eve read books.

5. The queen is by the sea.