









# Super Phonics Book 2

## Unit 3

### A. Say and Circle

Say the name of each picture. Circle the beginning sound.

	<p>r p q</p>		<p>p q r</p>
	<p>b q r</p>		<p>r p q</p>
	<p>r m q</p>		<p>q p r</p>
	<p>b r q</p>		<p>r o q</p>

## B. Say and Check

Say the name of each picture. Check the correct word.

	<b>quiet</b>	<b>run</b>	<b>pan</b>
	<b>queen</b>	<b>rock</b>	<b>nurse</b>
	<b>quick</b>	<b>rabbit</b>	<b>papaya</b>
	<b>rock</b>	<b>robot</b>	<b>quiet</b>
	<b>papaya</b>	<b>quilt</b>	<b>run</b>
	<b>robot</b>	<b>mouse</b>	<b>quick</b>

## C. Say and Connect

Say the name of each picture. Connect the picture to the correct word.



queen



rock



quilt



quiet



run



rabbit

quick











robot



## D. Listen and Check

Listen and check the correct picture.

1			
2			
3			
4			
5			
6			

1. rabbit

4. run

2. queen

5. The rock is on the quilt.

3. quiet

6. The robot is quick.