





A Listen and Check



B Listen and Circle





To Teachers:

- A** 1. O 2. pig
3. fairy 4. pirate



- B** 1. Look at me. I'm a prince.
2. Look at me. I'm a princess.
3. Don't push.
4. I'm sorry.



A Listen and Check



B Listen and Circle




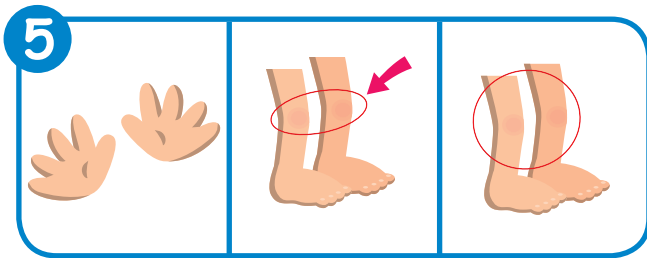

To Teachers:

- A** 1. R 2. queen
3. sing 4. dance

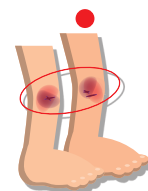
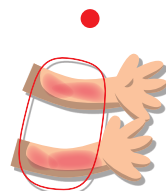

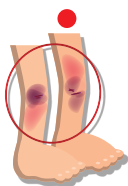
- B** 1. What can you do? I can run.
2. What can you do? I can sing.
3. What can you do? I can dance.
4. Watch out!



A Listen and Check



B Listen and Match



To Teachers:

- A**
- | | |
|----------|----------|
| 1. T | 2. S |
| 3. snail | 4. tiger |
| 5. legs | 6. hands |

- B**
1. Are you OK, Henry? My arms hurt.
 2. Are you OK, Candy? My hands hurt.
 3. Are you OK, Jimmy? My knees hurt.
 4. Are you OK, Bubble? My legs hurt.



A Listen and Check




1

S	N	U
---	---	---

2

		
------------------------------------------------------------------------------------	-------------------------------------------------------------------------------------	-------------------------------------------------------------------------------------


3

		
------------------------------------------------------------------------------------	------------------------------------------------------------------------------------	------------------------------------------------------------------------------------

4

		
-------------------------------------------------------------------------------------	--------------------------------------------------------------------------------------	--------------------------------------------------------------------------------------

B Listen and Match





To Teachers:



- A** 1. U 2. umbrella
3. fork 4. spoon



- B** 1. I need a fork.
2. I need a cup.
3. I need a plate.
4. I need a spoon.





A Listen and Check

















1  
P R

2  
O U

3  
S T

4  
O U

B Listen and Circle

1 			
2 			
3 			
4 			

To Teachers:



- A** 1. R rabbit 2. O octopus
3. T tiger 4. Q queen

- B** 1. Who wants milk? Me! I want milk.
2. Who wants water? Me! I want water.
3. Who wants juice? Me! I want juice.
4. Who wants tea? Me! I want tea.





A Listen and Check

1

V 	W 
-------------------------------------------------------------------------------------	-------------------------------------------------------------------------------------



2

	
------------------------------------------------------------------------------------	-------------------------------------------------------------------------------------



3

	
------------------------------------------------------------------------------------	------------------------------------------------------------------------------------

4

	
-------------------------------------------------------------------------------------	--------------------------------------------------------------------------------------

B Listen and Match



To Teachers:



- A** 1. W window 2. flowers
3. trees 4. birds

- B** 1. Candy! What do you see? I see grass.
2. Henry! What do you see? I see flowers.
3. Bubble! What do you see? I see trees.
4. Jimmy! What do you see? I see birds.





A Listen and Check



1

	
X	Y



2

	
------------------------------------------------------------------------------------	-------------------------------------------------------------------------------------

3




	
------------------------------------------------------------------------------------	------------------------------------------------------------------------------------

4




	
-------------------------------------------------------------------------------------	--------------------------------------------------------------------------------------

B Listen and Circle

1

2

3





4





To Teachers:



- A**
- | | |
|------------|------------|
| 1. Y yo-yo | 2. rooster |
| 3. duck | 4. pig |

- B**
- Hey! It's a cow.
 - Hey! It's a rooster.
 - Open the door, please.
 - Close the door, please.


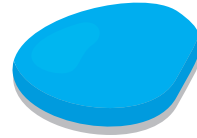


A Listen and Check



1

	
Z	P



2

	
------------------------------------------------------------------------------------	-------------------------------------------------------------------------------------

3



	
------------------------------------------------------------------------------------	------------------------------------------------------------------------------------

4



	
-------------------------------------------------------------------------------------	--------------------------------------------------------------------------------------

B Listen and Circle

1

	
-------------------------------------------------------------------------------------	-------------------------------------------------------------------------------------



2

	
--------------------------------------------------------------------------------------	---------------------------------------------------------------------------------------

3

	
-------------------------------------------------------------------------------------	-------------------------------------------------------------------------------------

4

	
--------------------------------------------------------------------------------------	---------------------------------------------------------------------------------------

To Teachers:

A

1. Z zebra 2. blue
3. yellow 4. a red apple

B

1. What color is it? It's blue. It's a blue flower.
2. What color is it? It's yellow. It's a yellow umbrella.
3. What color is it? It's green. It's green grass.
4. Close the window, please.





A Listen and Check



1

	
X	W



2

	
Z	Y

3



	
------------------------------------------------------------------------------------	------------------------------------------------------------------------------------

4



	
-------------------------------------------------------------------------------------	--------------------------------------------------------------------------------------

B Listen and Circle

1

	
-------------------------------------------------------------------------------------	-------------------------------------------------------------------------------------



2

	
--------------------------------------------------------------------------------------	---------------------------------------------------------------------------------------

3

	
-------------------------------------------------------------------------------------	-------------------------------------------------------------------------------------

4

	
--------------------------------------------------------------------------------------	---------------------------------------------------------------------------------------

To Teachers:

- A** 1. X, box 2. Y, yo-yo
3. star 4. triangle

- B** 1. I can draw a triangle.
2. I can draw a square.
3. Turn on the light.
4. Turn off the light.