









Super Phonics Book 5

Unit 6

A. Say and Circle

Say the name of each picture. Circle the missing sound.

 _____arf	st sp sc	 _____ider	sc st sp
 _____oon	sc sp st	 _____ar	st pr gr
 _____ared	st sc sp	 _____em	sp sl st
 _____ade	sp st sc	 _____onge	sc sp st











B. Say and Check

Say the name of each picture. Check the one that has the same blend sound as the far left one.



C. Say and Write

Say the name of each picture. Write the beginning blend.

 <input type="text"/> <input type="text"/> <input type="text"/> ared	 <input type="text"/> <input type="text"/> <input type="text"/> em
 <input type="text"/> <input type="text"/> <input type="text"/> oon	 <input type="text"/> <input type="text"/> <input type="text"/> ade
 <input type="text"/> <input type="text"/> <input type="text"/> ar	 <input type="text"/> <input type="text"/> <input type="text"/> ove
 <input type="text"/> <input type="text"/> <input type="text"/> ream	 <input type="text"/> <input type="text"/> <input type="text"/> ider
 <input type="text"/> <input type="text"/> <input type="text"/> onge	 <input type="text"/> <input type="text"/> <input type="text"/> arf

D. Listen and Check

Listen and check the correct picture.



1. The spoon is on the stove.
2. I see a big star on the tree.
3. I put on my scarf.
4. The spider is on the stem.