









Super Phonics Book 5

Unit 2

A. Say and Circle

Say the name of each picture. Circle the missing sound.

 _____oves	pl gl sl	 _____ide	sl pl gl
 _____ate	gl sl pl	 _____ay	pl gl sl
 _____eep	sl pl gl	 _____asses	pl sl gl
 _____obe	pl gl sl	 _____um	pl sl gl











B. Say and Check

Say the name of each picture. Check the correct word.

	plum	gloves	plate
	slide	sleep	glasses
	play	globe	slippers
	sleep	glad	plate
	globe	slide	play

C. Say and Write

Say the name of each picture. Write the beginning blend.

 <input type="text"/> <input type="text"/> <input type="text"/> eep	 <input type="text"/> <input type="text"/> <input type="text"/> asses
 <input type="text"/> <input type="text"/> <input type="text"/> obe	 <input type="text"/> <input type="text"/> <input type="text"/> ad
 <input type="text"/> <input type="text"/> <input type="text"/> oves	 <input type="text"/> <input type="text"/> <input type="text"/> ay
 <input type="text"/> <input type="text"/> <input type="text"/> ide	 <input type="text"/> <input type="text"/> <input type="text"/> um
 <input type="text"/> <input type="text"/> <input type="text"/> ate	 <input type="text"/> <input type="text"/> <input type="text"/> ippers

D. Listen and Check

Listen and check the correct picture.

1			
2			
3			
4			
5			
6			

- 1. slide
- 2. gloves
- 3. plate
- 4. play
- 5. glasses
- 6. sleep