


Hats On Top Level 3 Weekly Planner

Unit 1 I'm Ready for School

Date	Vocabulary	Sentence Patterns	Song / Conversation / Chant	Materials	Content Areas
Week 1	backpack / glue stick / hat / marker / notebook / pencil / school / boy / girl / teacher / name / yes / no / hello	What's your name? My name is Sam. Do you have a pencil? I have a pencil. What's missing?	<p>🎵 The Hello Song Hello, girls, hello! (clap, clap) Hello, hello, hello! Verse 2: boys Verse 3: teacher</p> <p>🎵 I Have a Backpack I have a backpack. I have a new backpack. I'm ready. I'm ready for school. Let's go! Let's go! Verse 2: notebook Verse 3: glue stick Verse 4: pencil Verse 5: marker</p>	Lesson 1: Student Book: P.4 Activity Book: P.3 Count On Reading P.3	社會人文：問候
Week 2	kid / book / table / hi / numbers / 1-10 / the alphabet balloon / boat / game / monkey / train	I'm a teacher. Sam is a boy. How many boys? What's the first letter in your name? It's nice to meet you. What do you have? Do you want to play? Let's play.	<p>🎵 The ABC Song A B C D E F G, H I J K, L M N O P. Q R S, T U V, W X, Y and Z. I can say my ABCs, Next time, won't you sing with me?</p> <p>Conversation Child 1: What do you have? Child 2: I have a boat. Do you want to play? Yes, let's play.</p> <p>Conversation 2: train Conversation 3: game Conversation 4: monkey Conversation 5: balloon</p>	Lesson 2-3: Student Book: P.5 ~ P.6 Activity Book: P. 4 ~ P.5 Count On Reading P.4 ~ P.5	社會人文：自我介紹 / 邀請 數學：數數 1-10 / 玩具分類




Date	Vocabulary	Sentence Patterns	Song / Conversation / Chant	Materials	Content Areas
Week 3	bear / bike / box / glasses / map / baby / mom circle / square / triangle / chair / wheel / window / go / make / some	<p>The boy has a book. Who has the letter Bb in their name? Do we have wheels? We have a train. Me, too.</p> <p>Let's Make a Train Let's make a train. Let's make a train. Choo, choo, choo, choo. Choo, choo, choo! I have a box. Yes, I do. Let's make a train, me and you. Choo, choo! Choo, choo! Verse 2: I ; a chair Verse 3: I ; some circles Verse 4: I ; some squares Verse 5: we ; a train</p>	<p>The Boy Has a Box The boy has a box. The boy has a box. Look and see! Look and see! The boy has a box. Verse 2: The girl has a game. Verse 3: The monkey has a map. Verse 4: The boy has a book. Verse 5: The girl has glasses. Verse 6: The monkey has a marker.</p> <p>The Wheels on the Train The wheels on the train go round and round. Round and round, round and round The wheels on the train go round and round, On the way to school. Verse 2: windows; up and down Verse 3: boys ; up and down Verse 4: girls ; up and down</p>	<p>Lesson 4 -5: Student Book: P.7 ~ P.9 Big Book: P.2 ~ P.3 Activity Book: P. 6 ~ P.8 Count On Reading P.6 ~ P.8</p>	<p>數學：簡單幾何圖形 美勞：拼畫製作 / 火車製作</p>
Week 4	crayon / paper clip / count / measure /	<p>How many crayons?</p>	<p> Two Little Kids Two little kids standing on a hill. Her name is Mary. His name is Bill. Run away, Mary. Run away, Bill. Come back, Mary. Come back, Bill.</p>	<p>Lesson 6 - 7: Student Book: P.10 ~ P.11 Activity Book: P. 9 ~ P.12 Count On Reading P.10 ~ P.12</p>	<p>社會人文：會話練習 數學：數數 1-10 / 測量 / 字母分類 美勞：迴紋針拓印 / 人物手偶製作</p>

學習指標：學習說出自己的名字及詢問他人的姓名；說出自己擁有的學用品；簡單數學 1 至 10 數數、簡單幾何圖形認識、非標準尺寸測量。

Hats On Top Level 3 Weekly Planner

Unit 2 Let's Play

Date	Vocabulary	Sentence Patterns	Song / Conversation / Chant	Materials	Content Areas
Week 1	arm / ear / eye / hand / leg / mouth / nose / on / under / playdough	<p>Where is my leg? It's on the table. Here it is. We're glad you're here. Put your hand on your leg.</p> <hr/> <p>🎵 Where Is Cassie? Where is Cassie? Where is Cassie? Here I am. Here I am. Hello, Cassie. Hello, Cassie. We're glad you're here. We're glad you're here. Verse 2: Sam Verse 3: Mom Verse 4: Dad</p>	<p>👂 Ear, Eye, Nose Ear, ear, ear, eye. Eye, eye, eye, nose. Nose, nose, nose, mouth. Mouth, mouth, mouth, leg. Leg, leg, leg, arm. Arm, arm, arm, hands!</p> <p>🎵 Where Is My Mouth? Where is my mouth? Where is my mouth? Poor Papa Playdough! Whrere is my mouth? Where is my mouth? Let's help Papa Playdough. Here it is! It's under the table. Thank you, boys and girls! Verse 2: eye; on the table Verse 3: leg; under the box Verse 4: arm; on the box</p>	<p>Lesson 1: Student Book: P.12 Activity Book: P.13 Count On Reading P.13</p>	<p>健康：身體部位 美勞：自畫像製作</p>
Week 2	back / finger / hair / head / knee / shoulder / tail / toe / tummy / dog / potato blue / green / red / yellow / ball / car / kite / lion / parrot / toy	<p>How many legs do you have? A bear has four legs. Do you have a nose? Where is the nose? How many kids? Count the fingers.</p> <hr/> <p>Which toy do you like? I like the blue ball. What color is the parrot? The parrot is green. How many toys? What do you have? I have a blue ball.</p>	<p>🎵 Head, Shoulders, Knees, and Toes Head, shoulders, knees, and toes. Head, shoulders, knees, and toes. Eyes and ears, and a mouth and a nose. Head, shoulders, knees, and toes. Verse 2: Hair, tummy, arms, and back. Arms and back. Conversation Child 1: Which toy do you like? Child 2: I like the kite. Which toy do you like? Child 1: I like the lion. Which car do you like? Child 2: I like the yellow car. Which ball do you like? Child 1: I like the blue ball. Sam: I like the red train.</p>	<p>Lesson 2-3: Student Book: P.13 ~ P.14 Activity Book: P. 14 ~ P.15 Count On Reading P.14 ~ P.15</p>	<p>社會人文：表達自己 的意見 數學：顏色玩具分類 美勞：塑泥製作人物 或動物</p>

Date	Vocabulary	Sentence Patterns	Song / Conversation / Chant	Materials	Content Areas
Week 3	lamp / lock / paper / pen / towel / turtle climb / dance / draw / go to bed / hop / read / run / sing / stand on my head / swing	What do you like to do? I like to run. / I don't like to run. Do you like to dance? Yes, I do. / No, I don't. How are you?	 The Parrot Has a Pen The lock is under the lamp. Look and see! Look and see! The lock is under the lamp. Verse 2: The parrot has a pen. Verse 3: I have ten toes. Verse 4: The lion is under the lamp. Verse 5: The parrot has some paper. Verse 6: The turtle is on the towel.  I Like to Sing I like to sing , yes I do. I like to sing . Do you? Yes, I do. Verse 2: hop; No, I don't. Verse 3: dance; Yes, I do. Verse 4: draw; No, I don't. Verse 5: climb; Yes, I do. Verse 6: swing; No, I don't.	Lesson 4 -5: Student Book: P.15 ~ P.17 Big Book: P.4 ~ P.5 Activity Book: P. 16 ~ P.19 Count On Reading P.16 ~ P.19	社會人文：表達喜歡 的事情 健康：身體的移動及 動作探索 數學：圖表製作
Week 4	black / orange / pink / purple / white / chain / pattern dress	What's next? What's the first letter in (pink)? Let's say the color pattern. You like me.	 You Like Red You like red. I like blue. You like me. And I like you.	Lesson 6 - 7: Student Book: P.18 ~ P.19 Activity Book: P. 20 ~ P.22 Count On Reading P.20 ~ P.22	數學：紙鎖鏈測量 / 數數練習 科學：顏色混色

學習指標：學習身體部位認識及身體部位數數；表達自己喜歡做的事情；圖表排序。

Hats On Top Level 3 Weekly Planner



Unit 3 At the Beach


Date	Vocabulary	Sentence Patterns	Song / Conversation / Chant	Materials	Content Areas
Week 1	beach / rock / sand / shell / sun / bird / fish / big / little	There is one little shell. There are seven big shells. How many shells are there altogether? There is sand at the beach. There are shells at the beach.	🎵 There Are Rocks There are rocks, rocks, Lots and lots of rocks, At the beach, at the beach. Verse 2: shells Verse 3: birds Verse 4: fish	Lesson 1: Student Book: P.20 Activity Book: P.23 Count On Reading P.23	數學：物品大小比較 / 數數 1-10
Week 2	catch / dig / find / swim / sea / in cup / donut / orange / sandwich	What can you do at the beach? Can you dig? We can catch fish in the sea. May I have a donut, please? Here you are. Thank you. You're welcome. What shape is a donut? 🎵 The Circle Time Song It's circle time, it's circle time, It's circle time now. Come to the circle. It's circle time now.	🎵 What Can You Do at the Beach? Chorus: What can you do at the beach, at the beach? What can you do at the beach? What can you do? What can you do? What can you do at the beach? I can dig in the sand - yes, I can. I can dig in the sand at the beach, at the beach. I can dig in the sand at the beach. (Chorus) Verse 2: swim in the sea Verse 3: climb on the rocks Verse 4: find lots of shells Verse 5: catch lots of fish Conversation Child: My I have a sandwich , please? Adult: Here you are. Child: Thank you. Adult: You're welcome. Conversation 2: an orange Conversation 3: a donut Conversation 4: (Sam and Cassie) a cup	Lesson 2-3: Student Book: P.21 ~ P.22 Activity Book: P. 24 ~ P.25 Count On Reading P.24 ~ P.25	社會人文：禮貌性的 請求 健康：身體移動及動作探索 科學：海灘模型製作 美勞：蠟筆繪圖

Date	Vocabulary	Sentence Patterns	Song / Conversation / Chant	Materials	Content Areas
Week 3	dad / doll / door / duck / fox / frog / sad / sock /snake fin / teeth / bigger / long / longer / round / thin / thinner	Which fish is bigger? This is the tail. These are the fins. This rock is little. These rocks are big.	🎵 A Duck and a Dog A duck and a dog at the door. Look and see! Look and see! A duck and a dog at the door. Verse 2: A fox, five fish, and a frog. Verse 3: Socks with suns and snakes	Lesson 4 -5: Student Book: P.23 ~ P.25 Big Book: P.6 ~ P.8 Activity Book: P. 26 ~ P.29 Count On Reading P.26 ~ P.31	健康：點心製作 數學：尺寸、顏色及 特徵分類 美勞：3D 魚製作
Week 4	fast / faster / bottom / hole / stop bug / log	Who is faster? Is it big or little? Which hill is bigger? This hill is bigger. How many holes are there?	🕒 There's a Hole at the Bottom of the Sea There's a hole at the bottom of the sea. There's a hole, there's a hole, There's a hole at the bottom of the sea. Verse 2: There's a rock in the hole at the bottom of the sea. Verse 3: There's a log on the rock in the hole at the bottom of the sea. Verse 4: There's a frog on the log on the rock in the hole at the bottom of the sea. Verse 5: There's a bug on the frog on the log on the rock in the hole at the bottom of the sea.	Lesson 6 - 7: Student Book: P.26 ~ P.27 Activity Book: P. 30 ~ P.32 Count On Reading P.32 ~ P.33	數學：形狀及尺寸分 類 科學：速度概念的研 究
學習指標：說出禮貌性的請求；觀察海邊物品的名稱；比較顏色、尺寸及形狀；觀察魚的特徵；探索速度的快與慢。					

Hats On Top Level 3 Weekly Planner

Unit 4 We Help Each Other

Date	Vocabulary	Sentence Patterns	Song / Conversation / Chant	Materials	Content Areas
Week 1	brother / family / sister / cook / help /set the table / wash the car	I help my dad. We set the table. Who is this?	<p> This Is My Family</p> <p>This is my family. We work and play. We help each other every day. I help my dad, you can see. We wash the car, my dad and me.</p> <p>Verse 2: mom; cook Verse 3: sister; set the table Verse 4: brother; read a book</p>	Lesson 1: Student Book: P.28 Activity Book: P.33 Count On Reading P.34	社會人文：幫助別人 及家人
Week 2	clean the board / hand out the pencils / water the plants work on the computer / grandma / grandpa / bathroom / bedroom / kitchen / living room / yard / computer	Are you a helper? Yes, I'm a helper. I'm in the kitchen. What is Mom doing? She's reading. What are you doing? I'm cooking.	<p> I'm a Helper</p> <p>I'm a helper. I'm really cool. I hand out the pencils. I help at school.</p> <p>Verse 2: clean the board Verse 3: hand out the books Verse 4: water the plants</p> <p>Conversation</p> <p>Brother: Fran, where are you? Sister: I'm in the bedroom. Brother: What are you doing? Sister: I'm playing on the computer. Brother: Where is Mom? Sister: She's in the kitchen. Brother: What is she doing? Sister: She's cooking.</p> <p>Conversation 3: Dad; He; yard; watering the plants Conversation 4: Grandpa; He; living room; reading a book Conversation 5: Grandma; She; living room; working on the computer</p>	Lesson 2-3: Student Book: P.29 ~ P.30 Activity Book: P. 34 ~ P.35 Count On Reading P.35 ~ P.37	社會人文：在學校的 互助 / 教室常規 美勞：拼畫製作 / 房子的空間製作




Date	Vocabulary	Sentence Patterns	Song / Conversation / Chant	Materials	Content Areas
Week 3	ant / bad / bat / cat / fan / man / pan / dad / mom / dog / fish / hat / sad home / live / music / river / whale / angry / happy / lost / tired / goodbye	The whales are swimming. 🎵 The Sound of A a Listen to the sound – / a /, / a /, / a /, The sound of A a – / a /, / a /, / a /. You can hear it in cat – / a /, / a /, cat! You can hear it in bat – / a /, / a /, bat! You can hear it in hat – / a /, / a /, hat! The sound of A a – / a /, / a /, / a /. Verse 2: man; fan; pan 🎵 The Goodbye Song Goodbye, boys . Goodbye, boys . Goodbye, boys . Goodbye, goodbye, goodbye. Verse 2: girls Verse 3: teacher	🎵 If You're Happy and You know It If you're happy and you know it, Clap your hands . If you're happy and you know it, Clap your hands . Verse 2: angry; stamp your feet; (stamp, stamp) Verse 3: sad; cry "boo- hoo" (boo- hoo) Verse 4: tired; go to bed (good night!) 🎵 Let's Help the Whales Let's help the whales. Let's help Dawn Whale. Let's help her go home to the sea. Swish, swash, swish, swash. Let's help her go home to the sea. Verse 2: Delta; him	Lesson 4 -5: Student Book: P.31 ~ P.33 Big Book: P.9 ~ P.11 Activity Book: P. 36 ~ P.40 Count On Reading P.38 ~ P.41	社會人文：情感分辨 / 迷路時的措施 科學：鯨魚習性的探索 美勞：鯨魚黏土製作
Week 4	friend / carry / pick up	Yes, I / we can. / No, I / we can't. I like Henry. Can you carry a car? What can you carry? I can carry a cup.	 Can You Carry...? Can you carry a cup ? Can you carry a cup ? Yes, I can. Yes, I can. I can carry a cup. Verse 2: whale; No, I can't.; I can't carry a whale. Verse 3: balloon; Yes, I can.; I can carry a balloon. Verse 4: car; No, I can't.; I can carry a balloon. 🎵 Fingerplay: Finger Family Finger family up, Finger family down. Finger family dancing, All around the town. Dance them on your shoulder. Dance them on your head. Dance them on your knee. Then tuck them into bed.	Lesson 6 - 7: Student Book: P.34 ~ P.35 Activity Book: P. 41 ~ P.42 Count On Reading P.42 ~ P.44	社會人文：活動參與 / 友誼互助

學習指標：了解家人和朋友之間的互助，遇到困難的解決方法及同心協力的相互合作；養成在家或在學校良好的常規和負責任的觀念；觀察鯨魚的習性。

Hats On Top Level 3 Weekly Planner

Unit 5 Snack Time

Date	Vocabulary	Sentence Patterns	Song / Conversation / Chant	Materials	Content Areas
Week 1	apple / banana / peanut / raisin / snack / kiss / kick / rabbit / eleven / twelve	I like snacks. Let's make a snack. I'm making a snack with apples.	<p>🎵 We're Making Snacks</p> <p>We're making snacks. It's fun to do. We're making snacks. You can, too. I'm making a snack with apples, With apples. I'm making a snack with apples. Yum, yum, yum!</p> <p>Verse 2: bananas Verse 3: peanuts Verse 4: raisins</p>	Lesson 1: Student Book: P.36 Activity Book: P.43 Count On Reading P.45 ~ P.46	社會人文：禮貌性的 請求 數學：數數 1-12 健康：點心製作
Week 2	clap / lips / smile / fork / knife / napkin / peanut / butter / picture / plate / spoon cookie / cupcake / hamburger / hot dog / juice / milk / pear / salad / lunch	<p>Are you making a snack with apples? Yes, I am. / No, I'm not. Brush your teeth. What are you doing? I'm clapping. What do you want? I want a hot dog, please. Do you want a hamburger or a hot dog? Yes, please. / No, thanks.</p> <p>🎵 Wash, Wash, Wash Wash, wash, wash your hands, Right before you eat. Brush, brush, brush your teeth, Right after you eat.</p>	<p>🎵 What Do You Want for Lunch?</p> <p>What do you want for lunch today? What do you want for lunch? Have some good food. Munch, munch, munch! I want an apple, an apple, please. Want an apple for lunch. Apples are good for you. Munch, munch, munch! Verse 2: an orange; Oranges Verse 3: a pear; Pears Verse 4: a sandwich; Sandwiches Verse 5: a salad; Salads</p> <p>Conversation</p> <p>Child 1: Hello. How are you? Child 2: Fine, thank you. Child 1: Do you want a hamburger or a hot dog? Child 2: I want a hot dog, please. Conversation 2: a sandwich or a salad; a sandwich Conversation 3: a pear or an orange; an orange Conversation 4: a cupcake or a cookie; a cupcake</p>	Lesson 2-3: Student Book: P.37 ~ P.38 Activity Book: P. 44 ~ P.45 Count On Reading P.47 ~ P.48	社會人文：餐具及餐 桌禮儀 健康：食物衛生 數學：圖表製作

Date	Vocabulary	Sentence Patterns	Song / Conversation / Chant	Materials	Content Areas
Week 3	drink / ink / king / ring / slippers / wing brown	How many kids are there? Six kids in pink slippers. How many cookies are left? Sure! What is that cookie doing?	 The Sound of I i Listen to the sound – /i/, /i/, /i/, The sound of I I – /I/, /i/, /i/, You can hear it in ink – /i/, /i/, ink! You can hear it in pink – /i/, /i/, pink! You can hear it in drink – /i/, /i/, drink! The sound of I I – /i/, /i/, /i/, Verse 2: king; ring; sing  Six Cookies on a Plate Six cookies on a plate. May I have a cookie, please? Sure! How many cookies are left? Verse 2: Five Verse 3: Four Verse 4: Three Verse 5: Two Verse 6: One	Lesson 4 -5: Student Book: P.39 ~ P.41 Big Book: P.12 ~ P.15 Activity Book: P. 6 ~ P.8 Count On Reading P.49 ~ P.53	數學：1-12 的減法 和簡單除法
Week 4	bag / ice / ice cream / jelly / salt / sugar	We're making ice cream. Where is the milk? May I have the jelly, please? Here you are.	 The King Has a Ring The king has a ring. The ring has a thing. The thing on the ring goes ding.	Lesson 6 - 7: Student Book: P.42 ~ P.43 Activity Book: P. 50 Count On Reading P.54 ~ P.56	數學：容積測量 科學：結凍與溶化的 探索
學習指標：學習點心製作，食物的清潔衛生及養成衛生習慣－飯前洗手；探索結凍及溶化的科學變化及冰淇淋的製作。					