







## Hats On Level 2 Weekly Planner

### Unit 6 Clothes



Date	Vocabulary	Sentence Patterns	Song / Conversation / Chant	Materials	Content Areas
Week 1	belt / jacket / shirt / skirt / find	Look at me. I'm wearing a blue shirt. Can you find me? What color is the jacket? It's green.	 <b>Look at Me!</b> Look at me. Look at me. What do you see? I'm wearing a <b>blue skirt</b> . Can you find me? Verse 2: <b>red skirt</b> Verse3: <b>white belt</b> Verse 4: <b>green jacket</b> Verse 5: (Sam) <b>big hat</b> Verse 6: (Cassie) <b>little hat</b>	Lesson 1: Student Book: P.44 Activity Book: P.49 Count On Reading P.57	社會人文：不同天氣的穿著 美勞：皮帶製作
Week 2	dress / pants / shoe / sock / brown / camera / today cold / rain / rainy / sun / sunny / baseball hat / boots / chef' s hat / mittens / raincoat / rain hat / sunglasses	What is he / she wearing? He's wearing brown pants. She's wearing a red dress. What are you wearing today? I'm wearing black shoes. It's a rain day. It's a sunny day.  <b>It's a Sunny, Sunny Day</b> It's a <b>sunny, sunny</b> day. Put on your <b>sunglasses</b> . Let's go play! Verse 2: <b>rainy, rainy ; raincoat</b> Verse 3: <b>cold, cold, cold, cold ; mittens</b>	 <b>Chant: What Are You Wearing?</b> Class: What are you wearing today? What are you wearing? Tell us, tell us, tell us...(Maria!) What are you wearing today? Child (spoken): (I'm wearing a skirt). Class: Hey, you look great! <b>Conversation:</b> Child 1: What are you wearing? Child 2: I'm wearing a <b>chef's hat</b> . Child 1: I like <b>it!</b> Child 2: Thank you. Conversation 2: <b>a baseball hat ; it</b> Conversation 3: <b>a raincoat ; it</b> Conversation 4: <b>sunglasses ; them</b> Conversation 5: (Sam) <b>mittens ; them</b> Conversation 6: (Cassie) <b>boots ; them</b>	Lesson 2-3: Student Book: P.45 ~ P.46 Activity Book: P. 50 ~ P.52 Count On Reading P.58 ~ P.59	數學：數字書寫 科學：辨別氣候型態




<p>Week</p> <p>3</p>	<p>buckle / button / shoelaces / Velcro / zipper / different good night / march / parade / playground /</p>	<p>My shoe has shoelaces. My shoe has a buckle. My shoe has Velcro. My shoe is different. It' time to put on your jacket.</p>	<p> <b>Chant: The Teddy Bear Chant</b> Teddy bear, teddy bear, turn around. Teddy bear, teddy bear, touch the ground. Teddy bear, teddy bear, walk to the playground. (children walk to the Photo Card playground) Teddy bear, teddy bear, make a big sound. Yeah, yeah, yeah! (raise hands up high)</p>	<p>Lesson 4 -5: Student Book: P.47 ~ P.49 Big Book: P.14 ~ P.16 Activity Book: P. 53 ~ P.55 Count On Reading P.60 ~ P.62</p>	<p>社會: 帽子辨別 數學: 鞋子圖表製作 / 鞋子數數 自然: 扣子配件種類探索 美勞: 紙帽子與手套製作 / 描繪鞋型及裝飾</p>
<p>Week</p> <p>4</p>	<p>Hi / horse / hot dog help</p>	<p>What's the first letter in (horse)? H Do you like hot dogs? Yes, I do. / No, I don't. I am a good helper. Thanks for your helping.</p>	<p> <b>Chant: Henry and Hannah</b> Henry has a horse. The horse's name is Hannah. Henry has a hot dog. Hannah has a hat. And that is that! (repeat all)  <b>Be a Good Helper</b> Be a good helper every single day. Put your <b>jacket</b> away. Put your <b>jacket</b> away. Verse 2: <b>backpack</b> Verse 3: <b>hat</b></p>	<p>Lesson 6 - 7: Student Book: P.50 ~ P.51 Activity Book: P. 56 ~ P.58 Count On Reading P.63 ~ P.64</p>	<p>美勞: 手印製作 社會: 當個好幫手</p>

學習指標：學習天氣、衣物的說法及不同的天氣所需穿戴的物品；練習說出鞋子不同種類的扣子配件，學習當個好幫手。

## Hats On Level 2 Weekly Planner




### Unit 7 The Farm






Date	Vocabulary	Sentence Patterns	Song / Conversation / Chant	Materials	Content Areas
Week 1	animal / cow / lamb / barn / farm	How many (ducks) are there? There is one duck. There are four ducks. There is a brown cow. There is a big black horse. There are 2 little lambs. The cow says: moo, moo, moo.	 <b>Down on the Farm</b> Down on the farm, <b>there is a big brown cow.</b> The <b>cow says: moo, moo, moo.</b> Oh we're on the way, oh we're on the way, On the way to the farm. Verse 2: <b>there is a big black horse ; horse says ; neigh</b> Verse 3: <b>there are two little lambs ; lambs say ; baa</b> Verse 4: <b>there are three little ducks ; ducks say ; quack</b>	Lesson 1: Student Book: P.52 Activity Book: P.59 ~ P.60 Count On Reading P.65	科學：牧場動物 數學：動物分類及 數數
Week 2	play / sit / sleep / stand / swim / grass  pick / sure / carrot / corn / flower / pick /	I'm eating. The horse is running. We're sitting. The ducks are swimming. What are you doing? I'm picking strawberries. Can I help? Sure.	 <b>All the Ducks Are Swimming in the Water</b> All the ducks are swimming in the water, Swimming in the water, swimming in the water. All the ducks are swimming in the water, All day long. (Quack, quack, etc.) All the lambs are playing in the green grass, Playing in the green grass, playing in the green grass, All day long. (Baa, baa, etc.) <b>Conversation:</b> Speaker 1: What are you doing? Speaker 2: I'm picking <b>strawberries.</b> Speaker 1: Can I help? Speaker 2: Sure. Conversation 2: <b>apples</b> Conversation 3: <b>corn</b> Conversation 4: <b>flowers</b> Conversation 5: (Sam and Cassie) <b>carrots</b>	Lesson 2-3: Student Book: P.53 ~ P.54 Activity Book: P.61 ~ P.62 Count On Reading P.66 ~ P.68	科學：描述動物的 動作

<p>Week 3</p>	<p>dirt / leaf / root / seed / stem / plant / same / farmer / shining down / falling down / begin to grow crocodile / turtle / box inside /</p>	<p>We have seeds. The farmer is planting seeds. The sun is shining down. The rain is falling down. The seeds begin to grow. What's inside this egg? It's a baby crocodile.</p>	<p> <b>The Farmer Is Planting Seeds</b> <b>The farmer is planting seeds.</b> <b>The farmer is planting seeds.</b> Hi, ho the derry-o, <b>The farmer is planting seeds.</b> Verse 2: <b>The sun is shining down.</b> Verse 3: <b>The rain is falling down.</b> Verse 4: <b>The seeds begin to grow.</b></p>	<p>Lesson 4-5: Student Book: P.55 ~ P.57 Activity Book: P.63 ~ P.65 Count On Reading P.69 ~ P.72 Big Book: P.17 ~ P.18</p>	<p>科學：種子栽種 / 動物的孵化 美勞：種子及植物 的生長 社會人文：農夫工 作的探討 數學：喜愛的動物 圖表</p>
<p>Week 4</p>	<p>cookie / cookie cutter / make / Cassie / cow / cat / car Bingo</p>	<p>Cassie is making cookies. What's the first letter in (cat)? C. Farmer Ann has a dog. Bingo is his name.</p>	<p> <b>Cassie's Cookies</b> Cassie is making cookies. She's using cookie cutters. A cow cookie, a cat cookie, A car cookie, too. We like your cookies, Cassie!  <b>Bingo</b> Farmer Ann has a dog. Bingo is his name, oh! <b>B-I-N-G-O, B-I-N-G-O,</b> <b>B-I-N-G-O,</b> and Bingo is his name, oh! Verse 2: (silence) <b>I-N-G-O</b> Verse 3: (silence)(silence) <b>N-G-O</b> Verse 4: (silence)(silence)(silence) <b>G-O</b> Verse 5: (silence)(silence)(silence)(silence) <b>O</b></p>	<p>Lesson 6-7: Student Book: P.58 ~ P.59 Activity Book: P. 66 ~ P.68 Count On Reading P.73 ~ P.74</p>	<p>美勞：蠟筆畫畫 / 戲劇表演遊 戲</p>
<p>學習指標：學會說出牧場動物的名稱及分辨動物的聲音；描述動物的習性及動作；小動物的孵化；植物的生長過程。</p>					

## Hats On Level 2 Weekly Planner

### Unit 8 Going Places




Date	Vocabulary	Sentence Patterns	Song / Conversation / Chant	Materials	Content Areas
Week 1	library / supermarket / toy store / house	Where are you going? I'm going to the library. I'm going to my house. This is my house.	 <b>Please Come Along</b> I'm going to the library. (repeat×2) Please come along! Verse 2: <b>the school</b> Verse 3: <b>the supermarket</b> Verse 4: <b>the toy store</b> Verse 5: <b>my house</b>	Lesson 1: Student Book: P.60 Activity Book: P.69 ~ P. 70 Count On Reading P.75	社會人文：社區地方
Week 2	bike / pencil / crayon / book / bear / banana / chair / cookie / backpack / car  doctor / firefighter / librarian / pilot / classroom / hospital / fire station / fire truck / telephone	Where can you find a book? In the library. What do you see? I see a library.  The doctor is going to the hospital. Where are you? I'm at work. I'm in the library. What does your mom do? She's a pilot. What does your dad do? He's a doctor.	 <b>Singing Game:</b> Pick up the <b>pencil</b> . Pick up the <b>pencil</b> . Pick up the <b>pencil</b> and put it away. Verse 2: <b>crayon</b> Verse 3: <b>book</b> Verse 4: <b>bear</b> Verse 5: <b>banana</b> Verse 6: <b>chair</b> Verse 7: <b>cookie</b> Verse 8: <b>backpack</b> Verse 9: <b>car</b>  <b>What Does Your Mom Do?</b> What oh what, what oh what does your <b>mom</b> do? <b>She's a pilot. She's a pilot.</b> <b>She</b> works hard. <b>She</b> works hard. Verse 2: <b>dad</b> ; <b>He's a teacher.</b> Verse 3: <b>mom</b> ; <b>She's a firefighter.</b> Verse 4: <b>dad</b> ; <b>He's a doctor.</b> Verse 5: <b>mom</b> ; <b>She's librarian</b>	Lesson 2-3: Student Book: P.61 ~ P.62 Activity Book: P. 71 ~ P.73 Count On Reading P.76 ~ P.77	社會人文： 找尋物品的購買 地點 / 職業學習 及工作地點 / 電 話會話 數學：數數練習



<p>Week 3</p>	<p>bus / taxi / drive /go / park / stop / magnet</p> <p>beach / engine / fix / write / new / old / finger / hand / nose / toe / paint the car / fix the engine / add new doors</p>	<p>Drive to the library. Park next to the school. Stop at the stop sign.</p> <hr/> <p>This car is old. That's OK. I can fix the car. I can add new doors. I love my new car. Let's go to the beach.</p>	<p> <b>Drive, Drive</b> <b>Drive, drive</b> all day long. (repeatx2) And sing this song. Verse 2: <b>Stop at the stop sign.</b> Verse 3: <b>Park, park</b></p> <p> <b>I Can...</b> I can clap my hands. I can touch my toes I can wiggle my fingers. I can tap my nose. I can run very fast. I can walk very s-l-o-w. I can wave goodbye. I can say "hello"!</p> <p> <b>I Can Fix the Car</b> Chorus: I can fix the car. I can make it go, Very, very far. I can <b>fix the engine</b>, I can <b>fix</b>, I can <b>fix the engine</b>. Chorus Verse 2: <b>add new doors</b> Verse 3: <b>paint the car</b></p>	<p>Lesson 4 -5: Student Book: P.63 ~ P.65 Activity Book: P.74 ~ P.75 Count On Reading P.78 ~ P.79 Big Book: P.19 ~ P.21</p>	<p>科學：磁力探索 社會人文：地圖使用 / 自己的能力 美勞：小火車製作</p>
<p>Week 4</p>	<p>Toto / toys / train / telephone / taxi /</p>	<p>Toto takes a taxi to the toy store. What's the first letter in (teacher)? T.</p>	<p> <b>Toto Takes a Taxi</b> Toto, Toto, Toto, Toto takes a taxi. Toto takes a taxi to the toy store! (repeat all)</p> <p> <b>Five in the Taxi</b> There <b>are five</b> in the taxi. I hear a little shout. There <b>are five</b> in the taxi. Then one steps out. Verse 2: <b>are four</b> Verse 3: <b>are three</b> Verse 4: <b>are two</b> Verse 5: <b>is one</b></p>	<p>Lesson 6 - 7: Student Book: P.66 ~ P.67 Activity Book: P. 76 ~ P.78 Count On Reading P.80 ~ P.84</p>	<p>社會人文：地圖指引 美勞：字母海報製作 數學：紀錄孩童上學的交通工具 / 倒數練習</p>

學習指標：學會說出社區地方的名稱，購買物品的地點；職業工作的名稱及地點；看懂地圖的指引；描述自己上學的交通工具說法。



## Hats On Level 2 Weekly Planner

### Unit 9 Good Night

Date	Vocabulary	Sentence Patterns	Song / Conversation / Chant	Materials	Content Areas
<p style="text-align: center;">Week 1</p>	<p>children / moon / star / owl / wolf / howl</p>	<p>The moon is in the sky. The stars are in the sky. The owl is flying in the sky. The wolf is howling at the moon. The children are in their beds. Good night.</p>	<p> <b>Good Night</b> <b>The moon is in the sky.</b> <b>Good night, good night.</b> <b>The moon is in the sky.</b> Good night, good night. Verse 2: <b>The stars are in the sky ; Good night</b> Verse 3: <b>The owl is flying in the sky ; Hoo-hoo</b> Verse 4: <b>The wolf is howling at the moon ; Aaa-ooo</b> Verse 5: <b>The children are in their beds ; Good night</b></p>	<p>Lesson 1: Student Book: P.68 Activity Book: P.79 Count On Reading P.85</p>	<p>科學：夜行動物 美勞：紙星星製作 數學：數數練習</p>
<p style="text-align: center;">Week 2</p>	<p>wake up / bat / mouse / flashlight / nighttime / dark / light</p> <p>butterfly / skunk / snake / cave / log / rock / tree / in / on / under</p>	<p>Are you sleeping? Wake up! The bat is flying in the sky. The mouse is running in the grass.</p> <p><i>Where is the mouse? The mouse is under the tree. Where is the snake? The snake is on the rock. Where is the skunk? The skunk is in the log. Can a skunk fly? What is the mouse doing? It's sleeping.</i></p>	<p> <b>Are You Sleeping?</b> Are you sleeping? (repeat) Little <b>mouse</b>, little <b>mouse</b>, The moon is in the sky now. (repeat) Wake up and play. (repeat) Wake up, little <b>mouse</b>! (squeak, squeak, squeak) Verse 2: <b>wolf ; (aaa-ooo, aaa-ooo)</b> Verse 3: <b>owl ; (hoo-hoo, hoo-hoo)</b> Verse 4: <b>bat ; (flap, flap, flap)</b></p> <p> <b>Good Night (extended version)</b> Verse 5: <b>The bat is flying in the sky ; flap, flap, flap</b> Verse 6: <b>The mouse is running in the grass ; squeak, squeak, squeak</b> Verse 7: <b>The children are in their beds ; Good night</b></p> <p><b>Conversation</b></p>	<p>Lesson 2-3: Student Book: P.69 ~ P.70 Activity Book: P.80 ~ P.81 Count On Reading P.86 ~ P.87</p>	<p>科學：夜行動物的習 性及棲息之地</p>






			<p>Mom: Where is the <b>mouse</b>?</p> <p>Child: The <b>mouse</b> is <b>under the tree</b>.</p> <p>Mom: What is it doing?</p> <p>Child: It's sleeping.</p> <p>Mom: Where is the <b>owl</b>?</p> <p>Child: The <b>owl</b> is <b>in the tree</b>.</p> <p>Mom: What is it doing?</p> <p>Child: It's sleeping.</p> <p>Conversation 3: <b>snake ; on the rock</b></p> <p>Conversation 4: <b>butterfly ; under the leaf</b></p> <p>Conversation 5: <b>bat ; in the cave</b></p> <p>Conversation 6: <b>skunk ; in the log</b></p>		
<p>Week</p> <p>3</p>	<p>turn on / turn off / light / big / bigger / small / smaller / shadow / very</p> <p>bee / monkey / hive / pajamas / daytime</p>	<p>Turn on the light.</p> <p>Turn off the light.</p> <p>My shadow is big.</p> <p>My shadow is small.</p> <p>What do you see?</p> <p>I see a shadow.</p> <p>Is your shadow big or small?</p> <p>Big. / Small.</p> <p>Wake up! It's daytime.</p> <p>The sun is in the sky.</p> <p>It's time to go to school.</p> <p>Brush your teeth.</p>	<p> <b>Wake Up</b></p> <p>Wake up, wake up, sleepyhead, It's time to start the day.</p> <p>Wake up, wake up, jump out of bed, It's time to run and play. (repeat all)</p> <p><b>Fingerplay: Where Are the Bees?</b></p> <p>Here is a bee hive. (hold up a fist)</p> <p>Where are the bees? (shrug your shoulders)</p> <p>Inside the hive. (point to your fist)</p> <p>Where no one can see. (shake your finger)</p> <p>Here they come flying, Out of the hive.</p> <p>1, 2, 3, 4, 5. (stretch out your fingers, one by one)</p> <p>Buzzzzz! (wiggle your fingers and make them fly around)</p> <p> <b>Five Little Monkeys</b></p> <p><b>Five little monkeys</b> jumping on the bed, <b>One</b> falls off and bumps her head.</p>	<p>Lesson 4 -5:</p> <p>Student Book: P.71 ~ P.73</p> <p>Activity Book: P. 82 ~ P.83</p> <p>Count On Reading P.88 ~ P.90</p> <p>Big Book: P.22 ~ P.23</p>	<p>科學：影子探索 / 日間及夜間的活動</p> <p>數學：大小排序 / 倒數練習</p>



			<p>Mama calls the doctor and the doctor says, "Put <b>those monkeys</b> right to bed!"</p> <p>Verse 2: <b>Four little monkeys ; One ; those monkeys</b></p> <p>Verse 3: <b>Three little monkeys ; One ; those monkeys</b></p> <p>Verse 4: <b>Two little monkeys ; One ; those monkeys</b></p> <p>Verse 5: <b>One little monkey ; She ; that monkeys</b></p>		
Week 4	<p>zoom / Blast off! / Mom / moon / monkey / mouse</p> <p>good night / sleep tight</p>	<p>We're going to the moon. Are you ready? Blast off!</p> <p>Good night! Sleep tight.</p>	<p> <b>We're Going to the Moon</b></p> <p>Zoom, zoom!</p> <p>We're going to the moon. My mom, my monkey, and me. Are you ready? Let's count. 5, 4, 3, 2, 1... Blast off!</p> <p> <b>Sleep Tight</b></p> <p>Now it's time to go to bed. Good night, sleep tight. Close your eyes, lay down your head. Good night, good night.</p>	<p>Lesson 6 - 7: Student Book: P.74 ~ P.75 Activity Book: P.84 ~ P.86 Count On Reading P.91 ~ P.94</p>	<p>美勞：風動小飾物 社會人文：晚安歌謠</p>
<p>學習指標：學會夜行性動物的名稱、習性及棲息之地；日間及夜間的活動，影子探索；晚安的說法。</p>					

## Hats On Level 2 Weekly Planner

### Unit 10 The Noisy House

Date	Vocabulary	Sentence Patterns	Song / Conversation / Chant	Materials	Content Areas
Week 1	sleep / noisy / quiet / clock / farmer / spider / sing / song	It's too noisy. We cannot sleep. The door in the house goes creak. The window in the house goes rattle. The clock in the house goes tick, tock, tick. The farmers in the house say "We cannot sleep!"	 <b>Sam's song</b> Sing, sing, sing a song. Sing a song with Sam. Sing, sing, sing a song. Sing a song with Sam.  <b>In the Noisy House</b> The <b>door</b> in the hours goes <b>creak, creak, creak,</b> <b>Creak, creak, creak, creak, creak, creak.</b> The <b>door</b> in the house goes <b>creak, creak, creak,</b> In the noisy house. Verse 2: <b>window ; rattle ; rattle ; rattle</b> Verse 3: <b>clock ; tick, tock, tick</b> Verse 4: the farmers in the house say "We cannot sleep!" "We cannot sleep! We cannot sleep!" The farmers in the house say "We cannot sleep!" In the noisy house.	Lesson 1: Activity Book: P.87 ~ P.88 Count On Reading P.95 ~ P. 96	數學：形狀複習 美勞：三角形及正 形房子建構
Week 2	cows / ducks / house / bring / take / wise woman	Maybe the Wise Woman can help us. Bring the cows in the house. Bring the ducks in the house. Take the cows out of the house. Take the ducks out of the house.	 Creak, creak, creak, the door creaks. Rattle, rattle, rattle, the window rattles. Tick, tock, tick, the big clock ticks. We cannot sleep. It's too noisy!  Moo, moo, moo, say the cows. We cannot sleep. It's too noisy!  Quack, quack, quack, say the ducks. We cannot sleep. It's too noisy!	Lesson 2: Student Book: P.76 ~ P.82 Activity Book: P. 89 ~ P.90 Count On Reading P.97	數學：數數 社會人文：情感討論

<p>Week 3</p>		<p><b>🎵 It's Too Noisy</b></p> <p>Verse 1: Creak, creak, creak, the door creaks. Rattle, rattle, rattle, the window rattles. Tick, tock, tick, the big clock ticks. We cannot sleep. It's too noisy! Bring the cows in the house.</p> <p>Verse 2: (repeat Verse 1) Moo, moo, moo, say the cows. We cannot sleep. It's too noisy! Bring the ducks in the house!</p> <p>Verse 3: (repeat Verse 2) Quack, quack, quack, say the ducks. We cannot sleep. It's too noisy! Take the cows out of the house. Take the ducks out of the house.</p>	<p>Verse 4: Out, cows, out! Moo, moo, moo. Out, ducks, out! Quack, quack, quack. Out, cows, out! Moo, moo, moo. Out, ducks, out! Quack, quack, quack.</p> <p>Verse 5: Creak, creak, creak, the door creaks. Rattle, rattle, rattle, the window rattles. Tick, tock, tick, the big clock ticks. Ah, it's so quiet! Good night.</p>	<p>Lesson 3: Student Book: P.76 ~ P.82 Activity Book: P. 91 ~ P.92 Count On Reading P.98 ~ P.100</p>	<p>數學：1-10 數數 美勞：動物服飾製作</p>
<p>Week 4</p>	<p>night / friends / next year</p>	<p>Good night. It's noisy. Goodbye.</p>	<p><b>🎵 See You Next Year</b></p> <p>Goodbye, friends, goodbye. It's time to say goodbye. Goodbye, friend, goodbye. Goodbye, goodbye, goodbye. (repeat all) See you next year!</p>	<p>Lesson 4 - 5: Student Book: P.83 Activity Book: P. 93 ~ P.96 Count On Reading P.101 ~ P.102</p>	
<p>學習指標：學會動物的名稱，分辨吵鬧與安靜的說法；戲劇表演的呈現；表達表情語言。</p>					