

① Lesson 1: Unit Opener  
認識地名及活動名稱  
Here and there!

學習能力指標

句型	單字
Where's the park? It's next to the pool. Where are you? I am in the library.	school, library, park, pool, toy store, restaurant



認識地名

This is the library.  
This is the restaurant.

看圖說話

What's next to the (library)?  
Where's the (toy store)?

♪ Song: Where Are You?

Chorus:

Where are you?  
Where are you?

Verse 1:

I am near. You can hear.  
Echo: I am near, You can hear.

I am in the pool.

Verse 2: I am in the restaurant.

Verse 3: I am in the library.


Verse 4: I am in the toy store.

Verse 5: I am in the school.

Verse 6: I am in the park.

練習句型：Where are you?

I am in the (restaurant).



延伸教學活動

互動式佈告欄 Interactive Bulletin Board

在佈告欄貼上一些地點的名稱如：

School, library, park, pool, toy store, restaurant.

並練習句型：

Where's the (pool)?

The pool is next to the toy store.


Where are you?

I am in the (park).

② Lesson 2: Say and do  
練習現在進行式  
I am reading.

學習能力指標

句型	單字
What are you doing? I am reading.	reading, playing, climbing, driving, game



♫ Song: What Are You Doing?

*Verse 1:*

What are you doing?

I am reading. I am reading.

This is my book.

*Verse 2: I am playing. This is my game.*

*Verse 3: I am climbing. This is my ladder.*

*Verse 4: I am driving. This is my truck.*

練習現在進行式的句型

問答練習

What are you doing?

I am reading.

延伸教學

準備一些物品如：書、玩具卡車等，來練習以下句型。


This is my (truck).

I am (driving).

### ③ Lesson 3: Early literacy and pronunciation

學齡前的發音練習

短母音 “i”



練習短母音 “i” 的單字

hill, pig, wig, milk, fish.

There's a big pink pig on the hill.

#### ♪ Song: A big Pink Pig

There's a big pink pig on the hill.

There's a big pink pig on the hill.

There's a pig, there's a pig.

There's a big pink pig on the hill.

讓孩子從歌曲中去辨識那些是短母音“i”的單字

### 延伸教學

#### 拼字練習

將 pig, wig, hill, sit 的圖卡擺出，並利用字母卡幫助孩子

#### Work Books

讓孩子自己做出字首或字中為 “i” 的字，並集成字母書。

#### ④ Lesson 4: Song

歌曲欣賞

I am walking.

#### 學習能力指標

句型	單字
I am walking to the park.	walking, running, hopping, airport, parking lot, train



#### ♪ Song: Walking Song

I am walking. I am walking.

To the park, to the park.

I am walking, I am walking.

To the park. To the park.

**Verse 2: running, store**

**Verse 3: hopping, library**

練習現在進行式句型：

I am walking to the (store).

I am running to the (pool).

I am hopping to the (school).

## ㉑ Lesson 5: Conversation

### 會話

What are you doing?

#### 學習能力指標

句型	單字
Review	eating, working, shopping, office, supermarket



#### Conversation 會話

Child: Hi, Mom. Where are you?

Mom: I'm in the restaurant.

Child: What are you doing?

Mom: I'm eating.

#### 延伸會話

Where are you?

I'm at school.

What are you doing?

I'm reading.

Where are you?

I'm in the restaurant.

What are you doing?

I'm eating.

What are you eating?

#### 音調練習

Where are you?

What are you doing?

What's your name?


Where's the library?

What's this?

⑥ Lesson 6: Try this!  
模型製作

學習能力指標

句型	單字
Where's the library? It's next to the toy store.	between, school, library, park, pool, toy store, restaurant, office, supermarket



TPR game

用紙盒做成社區地點，並練習下列句型：  
Put the park next to the pool.  
Put the toy store between the restaurant and the supermarket.

Picture Scene talk 看圖說話

讓孩子看著課本內 Try this!的圖片，並問：  
What do you see?  
Where's the (man)?  
Where's the school?  
It's next to the library.

Listening Comprehension

給每一孩子各一支紅、藍、綠及黑白蠟筆，並作下列練習：

Narrator: Use a blue crayon. Boy: where are you?  
Girl: I'm in the park. Boy: What are you doing?  
Girl: I'm playing. Narrator: Draw a blue circle.

Narrator: Use a green crayon. Boy: where are you?  
Mom: I'm in the office. Boy: what are you doing?  
Mom: I'm in the office. Boy: what are you doing?  
Mom: I'm working. Narrator: Draw a green circle.

Narrator: Use a black crayon. Boy: Where are you?  
Dad: I'm in the supermarket. Boy: What are you doing?  
Dad: I'm shopping. Narrator: Draw a black circle.

## ⑦ Lesson 7: Unit Review

### 聽力練習

### Listening Comprehension

單元複習為本課學習的整合，透過聽力，  
口語練習，更強化學習。

先利用海報(**poster: School**) 做複習：

Where are you, (Mary)?

What are you doing?

### Oral language review 口語練習


問每一位小朋友下列問題：

What's this?

Where are you?

What are you doing?

### Listening comprehension 聽力練習



1. I am running.
2. Where are you? I am in the pool.
3. What are you doing? I am eating.
4. I am walking to the park.

### 拼字練習

短母音 “a” “i”

hat, cat, bat, dad, sad, pig, wig, big, sit, six, hill



⑧ Lesson 8: Story time

說故事時間

Two Little Kids



Two little kids are sitting on a hill.

His name is Jack.

Her name is Jill.

Run away, Jack.

Run away, Jill.

Come back, Jack.

Come back, Jill.

Two little kids are sitting on a hill.

練習本單元句型：現在進行式

Two little kids are sitting on a (chair).

Two little kids are sitting on a hill.

**Interactive Bulletin Board** 互動式佈告欄

可利用紙偶來複習句型：

(Jack), where are you?

(Jill), what are you doing?

I'm in the school.


I'm playing.

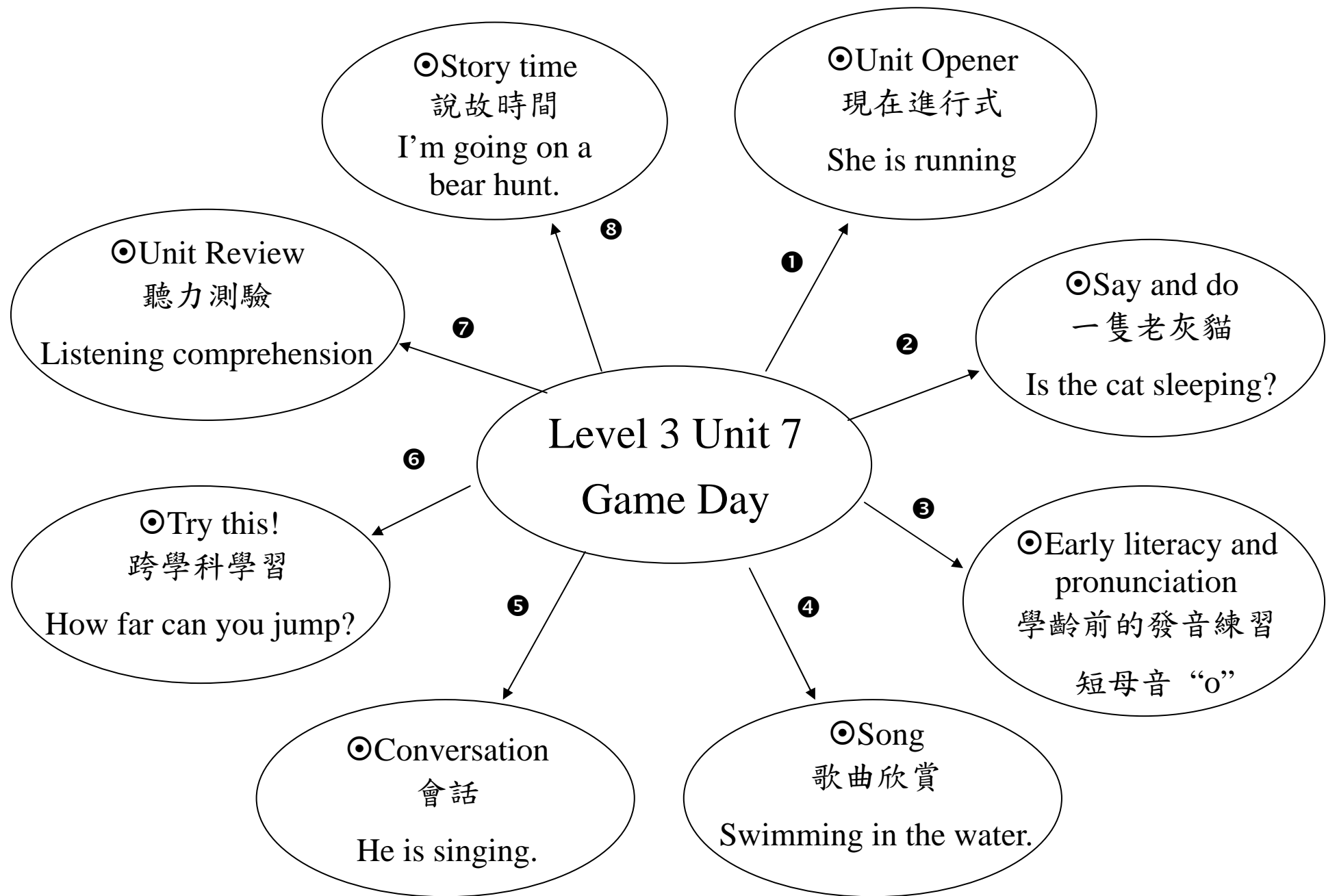
# Level 3 Student Book

## Unit 6 : My Neighborhood

<p><b>Lesson 1 Unit Opener</b> 單元介紹</p> <p>教學目標：</p> <p><b>Vocabulary</b> school, library, park, pool, toystore, restaurant</p> <p><b>Grammar</b> Where's the park? It's next to the pool. Where are you? I am in the library.</p>	<p><b>① Listen and point</b> 請小朋友翻開課本第 44 頁，聽著老師的指令，指出正確的位置。例如：“Dad is in the restaurant.” 小朋友找“Dad” 的圖片並指出正確的位置，再複誦一次句型。再用其他人物做地點句型的練習。</p> <p><b>② Ask and answer</b> 請老師發給小朋友一張 1/2 A4 大小的空白紙張。請小朋友畫上自己的笑臉並寫上自己的英文名。將畫好的紙張請小朋友自行貼在課本上的任何一棟建築物上。全班一起當小老師一一詢問每位小朋友的位置：例如：全班一起問 Cindy, “Cindy, Where are you?”, Cindy: “I am in the (park). 做句型練習。</p> <p><b>③ Song: Where Are You?</b> 【請見 fingerprints 歌詞本】</p> <p><b>④ 請配合活動本第 44 頁—描虛線</b></p>
<p><b>Lesson 2 Say and do</b></p> <p>教學目標：</p> <p><b>Vocabulary</b> reading, playing, climbing, driving, game</p> <p><b>Grammar</b> What are you doing? I am reading.</p>	<p><b>① Song: What are you doing?</b> 【請見 fingerprints 歌詞本】 讓小朋友了解到單字：truck, ladder, book, game</p> <p><b>② Say and do</b> 由歌曲做活動，當歌詞唱到 “I am reading.” 老師馬上按暫停鍵，請小朋友指出 “reading” 這個動作的圖片並連到配對的圖片，之後依此類推，完成第 46 頁的配對課程。</p> <p><b>③ Act it out</b> 請將全班小朋友分成 2 組，搭配歌曲做活動。一隊做問句練習，一隊做答句練習，答句練習的隊員要輔以動作表現單字。之後，再換問答句練習。</p> <p><b>④ 請配合活動本第 45 頁—著色</b> 請於著色完畢，將樹和女孩剪下，讓女孩做爬樹動作，練習 “Climbing” 的動作單字。</p>
<p><b>Lesson 3</b> <b>Early literacy and pronunciation</b> 學前閱讀及自然發音</p> <p>教學目標：</p> <p><b>Vocabulary</b> iguana, hill, wig</p>	<p><b>① Sit if you hear “i”</b> 請老師準備以下單字的閃卡：山丘(hill)、小豬(pig)、假髮(wig)、帽子(hat)、貓咪(cat)、牛奶(milk)、爸爸(dad)、魚(fish)，首先，請全班小朋友站起來，當他們聽到字中有 “i” 的音時，請坐下。</p> <p><b>② Song: A big Pink Pig</b> 播放 CD，請小朋友一邊唱歌，一邊指著課本上的單字，做活動。</p> <p><b>③ 請配合活動本第 47—著色搭配歌曲：A Big Pink Pig 一起操作。</b></p>
<p><b>Lesson 4 Song 歌曲</b></p> <p>教學目標：</p> <p><b>Vocabulary</b> walking, running, hopping, airport, parking lot, train station</p> <p><b>Grammar</b> I am walking to the park.</p>	<p><b>① Song: Walking Song</b> 【請見 fingerprints 歌詞本】</p> <p><b>② Picture stickers</b> 翻開課本最後的貼紙頁，找到第 6 課 Unit 6 的 4 張貼紙，複習 4 個場所名詞，讓小朋友選出 School (學校)，Library (圖書館) 貼在課本第 48 頁，並配合歌曲 “Walking Song” 來做遊戲、唱歌。</p> <p><b>③ 配合活動本第 48 頁—繪畫於課本貼紙頁找出剩餘的 2 張貼紙貼在活動本第 48 頁上，並畫出 “I am walking to the <input type="checkbox"/>.” 的圖片。</b></p>

<p><b>Lesson 5 Conversation</b> 實用生活會話</p> <p>教學目標： Vocabulary eating, working, shopping, office, supermarket</p> <p>Grammar Review: Where are you? What are you doing?</p>	<p><b>①The Conversation</b></p> <p>懸掛會話掛圖，播放 CD 一起練習本課對話。</p> <p><b>②Cell phone role-play</b></p> <p>請小朋友貢獻手機玩具，以做為實際演練的道具。圖片中的情境讓孩子們以角色扮演方式實際操作。</p>
<p><b>Lesson 6 Try This</b></p> <p>教學目標： Vocabulary between</p> <p>Grammar</p>	<p><b>①Listening comprehension 聽力測驗</b></p> <p>準備教具：Try this 掛圖、課本、CD、蠟筆請老師播放 CD，讓小朋友隨著指令畫出正確的圓圈。</p> <p><b>②Make a neighborhood</b></p> <p>準備材料：箱子、蠟筆、水彩、膠帶、彩色紙，英文教師手冊後面可影印 school, library, park, pool, toy store, restaurant, office, supermarket 的圖片。</p> <p>製作步驟：<b>①</b>將紙箱裝飾成建築物，再用影印的圖片標示出場所。 <b>②</b>小朋友尚可貢獻出玩具人偶、玩具車、玩具樹，設計成一個社區。</p>
<p><b>Lesson 7 Unit Review</b> 單元總複習</p> <p>教學目標： Vocabulary Review</p> <p>Grammar Review</p>	<p><b>①</b>複習 Lesson 1: Song: Where Are You? <b>②</b>複習 Lesson 2: Song: What are you doing? <b>③</b>複習 Lesson 3: Song: A Big Pink Pig. <b>④</b>複習 Lesson 4: Song: Walking song <b>⑤</b>複習 Lesson 5: Cell phone role-play <b>⑥</b>複習 Lesson 6: 複習場所位置的用法 <b>⑦</b>懸掛 Show &amp; Tell 有關 School 的海報，介紹其中一男孩為 Martin，一女孩為 Mary。讓班上小女生當 Mary，班上小男生為 Martin，練習句型：Where are you (Mary)? What are you doing? 儘量讓小朋友複到 “next to” 和 “between” 的位置回答問題。</p>

<p><b>Lesson 8 Story time</b> 故事時間</p> <p>教學目標：</p> <p><b>Vocabulary</b> sitting, run away, come back</p>	<p><b>①Listen and look</b></p> <p>請配合 CD 與課本第 52、53 頁讓小朋友邊聽 CD，邊指著課本上的圖片說故事。</p> <p><b>②Puppets</b></p> <p>請翻閱英文版教師手冊的第 52 頁，可影印下來由小朋友著色，並用筷子或是吸管黏於背後，做成紙偶練習故事演說。</p> <p><b>③Lights, camera, action!</b></p> <p>將兩把小椅子並擺，並套上綠色 T 恤，做為故事中的 “hill” 小山丘，指派一位小男生為 “Jack”，一位小女生為 “Jill”，以角色扮演方式練習這篇小故事。</p>
<p><b>Interactive Bulletin Board</b></p> <p>互動式美語情境佈置</p>	<p><b>①</b> 將 school, park, library, pool 的圖片貼在佈告欄上，讓孩子練習問答句：“Where’s the (pool)?” “The pool is next to the library.”</p> <p><b>②</b> 老師可將其他場所的圖片貼上，例如 toy store (玩具店)，train station (火車站)，讓孩子的場所練習更加豐富。</p> <p><b>③</b> 也可做一些紙人偶以供孩子遊戲並練習：“Where are you?” “I am in the (library).”</p> 
<p><b>Strategy</b></p> <p>教學錦囊</p>	<p>創造有意義且容易記憶的情境教學對孩子的語言學習路上是必要且效率發揮最大的教學法，可使孩子學習到如何在真實生活情境中運用所學到語言。此外，角色扮演的學習法讓孩子經歷“長大了”的感受。情況允許的狀態下，能有真實物品可運用在角色扮演活動中者最佳，例如本單元中的玩具電話。</p>



❶ Lesson 1: Unit Opener  
 認識現在進行式  
 She is running.

學習能力指標

句型	單字
She is running. He is running. They are jumping.	running, jumping talking, singing, dancing, laughing

♪ Song: The Schoolyard Beat

Verse 1:

Everyone is singing to the schoolyard beat.  
 Clapping hands and tapping feet.  
 He is singing. She is singing.  
 They are singing. I am singing, too.

Verse 2: running

Verse 3: jumping

Verse 4: dancing

Verse 5: talking

Verse 6: laughing

練習現在進行式句型



What is he doing?  
 He is laughing.  
 What is she doing?  
 She is running.  
 What are they doing?  
 They are dancing.

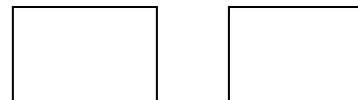
結合數字：Numbers

Hop 12 times.

延伸教學

**Interactive Bulletin Board**

互動式佈告欄



利用兩種信封袋裝圖卡（動作），從袋中抽取一張圖卡，並說出句子。

如：He is dancing.

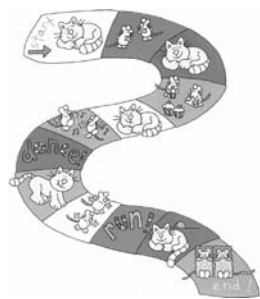
② Lesson : Say and do  
 一隻老灰貓  
 The old Gray Cat.

學習能力指標

句型	單字
Is the cat sleeping? Are the mice eating?	sleeping, creeping, mice

♪ Song: The Old Gray Cat

The old gray cat is sleeping, sleeping, sleeping.  
 The old gray cat is sleeping, in the house.  
 The little mice are creeping, creeping, creeping.  
 The little mice are eating...  
 The little mice are dancing...  
 The old gray cat is creeping...  
 The little mice are running...  
 The old gray cat is sleeping...  
 The little mice are sleeping...



單複數的練習

Cat → cats  
 mouse → mice

形容詞 old, gray 的運用：

This is an old cat.  
 This is a gray cat.  
 This is the old, gray cat.

學過的動物名稱，結合現在進行式的句型運用。

The cat is sleeping.  
 The mice are dancing.

### ③ Lesson 3: Early literacy and pronunciation

學齡前的發音練習

短母音 “o”

#### 學習能力指標

句型	單字
We are hopping.	log, octopus, top, over, around

#### 短母音 “o”

認識字首、字中為短母音 “o” 之單字，  
並練習辨音。

log, octopus, top, over, around

結合本單元之主要句型（現在進行式）

We are hopping.



#### Chant : Doer the log

We are hopping over the log.  
We are running around the dog.  
We are hopping over the box.  
We are running around the fox.

#### 延伸教學

She is hopping over the log.  
He is running around the dog.  
句型靈活運用。



#### ④ Lesson 4: Song

歌曲欣賞

Swimming in the water.

#### 學習能力指標

句型

單字

The girls are playing  
in the water.

flying, hiding,  
forest, sky,  
water

#### Poster: Action Verbs

利用海報，看圖說話練習：

What do you see? (a boy)

What is the boy doing?

(He is swimming)

Where's the boy?

(He's in the pond/water).

#### ♪ Song: Swimming in the Water

**Verse 1:**

All the birds are flying in the blue sky.

Flying in the blue sky, flying in the blue sky.

All the birds are flying in the blue sky.

All day long.

**Verse 2:** All the fish are swimming  
in the water.

**Verse 3:** All the girls are playing  
in the water.

**Verse 4:** All the boys are climbing  
on the big rocks.

**Verse 5:** All the bears are hiding  
in the forest.



#### 練習現在進行式句型

What do you see? (birds)

What are the birds doing? (flying)

The birds are flying. All the birds are flying.

All the birds are flying in the blue sky.

#### 問答練習：

\* Is Laura (hiding)?

No.

What is Laura doing?

She is sleeping.

\* Are Tom and Linda flying?

What are they doing?

## ㉑ Lesson 5: Conversation

會話

He is singing.

### 學習能力指標

句型

單字

What is the clown doing?

What are the children doing?

clown, listening,

clapping

### Conversation

Teacher: What is the clown doing?

Child: He is singing.

Teachers: What are the children doing?

Child: They are listening.



### Poster: Action Verbs

What is the baby doing?

What are the black birds doing?

### Interactive bulletin board

提供互動式佈告欄教學

練習句型：We are clapping.

⑥ Lesson 6: Try this!

跨學科學習


How far can you jump?

學習能力指標

句型

How far can you jump?

I can jump to 14.



看圖說話 **Picture talk**

What do you see?

What are the children doing?

How far can you jump?

I can jump to 14.

延伸教學

How far can you reach?

I can reach to ...

## 7 Lesson 7: Unit Review

### 聽力測驗

### Listening comprehension

單元複習為本課學習的整合，透過聽力，  
口語練習，更強化學習。



1. They are running.
2. What is the clown doing? He is dancing.
3. What is the girl doing? She is climbing a tree.
4. Is the bird flying? Yes. No.

## Oral language review 口語練習

What do you see?

What is (the clown, girl, bird) doing?

Is the girl jumping?

What are the boys doing?


## Poster: Action Verbs

Who is (swimming)?

The boy is swimming.

The ducks are swimming.

## Word blending 拼字練習



## ⑧ Lesson 8: Story time

說故事時間

I'm going on a Bear Hunt

### 學習能力指標

句型

單字

複習現在進行式

crawling, store

### Paper bears

The bear is climbing on the log.

The bear is crawling through the log.

The bear is jumping over the log.

The bear is sleeping next to the log.

教導小朋友製作一隻紙熊，  
並透過動詞的句型演練將  
動作表現出來。



### ♪ Song: I'm going on a bear Hunt

I'm walking in the park.

I'm climbing a big tree.

I'm crawling through a log.



Look at me!

I'm jumping over the river.

I'm climbing a big stone.

I think I see my bear.

Hello, Bear, I'm home.



# Level 3 Student Book

## Unit 7 : Game Day

### Lesson 1 Unit Opener

#### 單元介紹

教學目標：

#### Vocabulary

running, jumping, talking,  
singing, dancing, laughing

#### Grammar

She is running.

He is running.

They are jumping.

#### ① Chain game—發電報遊戲

請將小朋友分成 2 組，每組排成一列。由老師將指令給排首的小朋友，當接受指令後，排首的小朋友需將指令和動作傳給下一位，一位傳一位，依此類推，哪一組先完成便獲勝。

#### ② He, she and they

請一位男生小朋友站在全班面前，老師給他一個指令：“running”並和全班練習 “He is running.” 的句型。說明 He 是用於小男生和長大的男人。請一位小女生做相同指令，並說明 She 是用於小女生和長大後的女人。請 2 位或 2 位以上的小朋友以說明 “They” 的意義。

#### ③ Song: The School yard Beat

【請見 fingerprints 歌詞本】

#### ④ Act it out—歌曲遊戲

將單字閃卡佈置在白板上，請小朋友聽歌曲做動作。例如：“She is singing.”時小女生再做動作。再聽到 “They are singing.” 全班一起做動作。依歌詞變換動作。

#### ⑤ 請配合活動本第 50 頁—配對。

### Lesson 2 Say and do

教學目標：

#### Vocabulary

sleeping, creeping, mice

#### Grammar

Is the cat sleeping?

Are the mice eating?

#### ① Song: The Old Gray Cat

【請見 fingerprints 歌詞本】

#### ② 請配合活動本第 51 頁—著色

當著色完畢後，讓小朋友剪下做紙偶，配合 CD 歌曲用紙偶做活動。

#### ③ Act it out—配合歌曲玩遊戲將全班分成 2 組，一組唱貓咪的歌詞

，另一組唱老鼠的歌詞，搭配紙偶做歌詞中提到的動作。

### Lesson 3

#### Early literacy and pronunciation

#### 學前閱讀及自然發音

教學目標：

#### Vocabulary

log, octopus, top, over

#### Grammar



We are hopping.

#### ① Chant: Over the Log

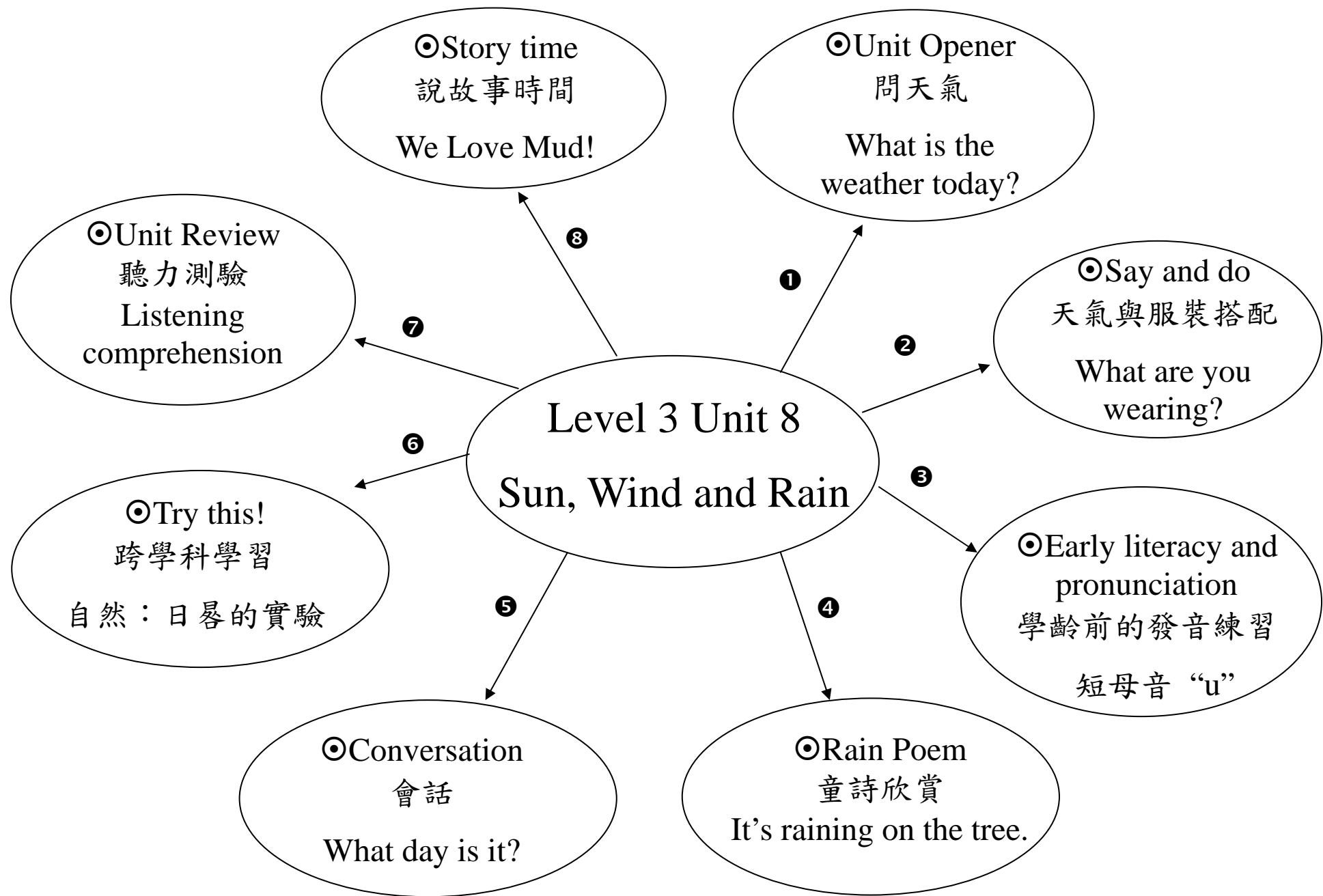
播放 CD 讓小朋友一邊聽，一邊跟著說，並指出課本上的圖與字。

#### ② 請配合活動本第 53, 54 頁—小書製作。

<p><b>Lesson 4 Song 歌曲</b></p> <p>教學目標：</p> <p><b>Vocabulary</b> flying, hiding, forest, sky, water</p> <p><b>Grammar</b> The girls are playing in the water.</p>	<p><b>① Song: Swimming in the water.</b> 【請見 fingerprints 歌詞本】</p> <p><b>② Picture Stickers 一貼貼紙</b> 請小朋友翻開課本最後的貼紙頁。放歌曲找圖片，當小朋友聽到有哪些人物時，請指出相配的圖片。聽第二次時請翻開主題本第 58 頁，當歌詞唱完第二段時，請按暫停鍵，由小朋友從貼紙頁找出正確的人或物貼紙貼上，依此類推，完成這首歌曲的練習。</p> <p><b>③ 請配合活動本第 55 頁一數一數。</b></p>
<p><b>Lesson 5 Conversation 生活美語會話</b></p> <p>教學目標：</p> <p><b>Vocabulary</b> clown, listening, clapping</p> <p><b>Grammar</b> What is the clown doing? What are the children doing?</p>	<p><b>① Clowns 一製作小丑帽</b> 材料：有色壁報紙，裝飾用的絨球、棉花球、鈕扣、貼紙等。 讓小朋友自行創意自己的小丑帽，對於：“Clown” 會更瞭解。</p> <div data-bbox="858 815 1007 1093" data-label="Image"> </div> <p><b>② Be a clown</b> 請老師自英文教師手冊後頁可供影印圖片中將 Unit 7 提到動作圖片影印並製成單字卡，並練習“I am (walking). We are (walking).”的句型。讓小朋友戴自己做的小丑帽，角色扮演的效果更佳哦！</p> <p><b>③ 懸掛會話海報播放 CD 讓小朋友練習對話。</b></p>
<p><b>Lesson 6 Try This</b></p> <p>教學目標：</p> <p><b>Vocabulary</b> How far can you jump? I can jump to 14.</p>	<p><b>① Compare the book with your classroom</b> 製作一個跳遠板，如同課本上的尺寸大小，可當環境佈置，也可當教學用。練習數一數 1~20，句型：“I can jump to ...”</p> <p><b>② 請配合活動本第 56 頁一數一數</b> 請小朋友數一數指定通過房間的步數，以及環繞房間的腳步數。</p> <p>準備材料：</p> <p><b>① 全開海報一張</b></p> <p><b>② 一段標有 1~20 的膠帶(數字間約 4 公分長)。</b>當小朋友練習跳遠時，請全班一起問：“How far can you jump?” 跳過後，請測量原點到後腳跟的距離，指出數字，讓跳過的小朋友說出“I can jump to ...”</p>

<p><b>Lesson 7 Unit Review</b> 單元總複習</p> <p>教學目標：</p> <p>Vocabulary</p> <p>Review</p> <p>Grammar</p> <p>Review</p>	<p>①複習 Lesson 1: Song: The School yard Boat.          ②複習 Lesson 2: Song: The Old Gray Cat.          ③複習 Lesson 3: Song: Baby's          ④複習 Lesson 4: Song: Swimming in the water.          ⑤Word blending: 單字拼讀</p> <p>請準備以下單字的圖片和單字卡：dog(狗),log(樹幹), box(箱子), fox(狐狸),mom(媽媽)。字母卡可影印教師手冊後頁的字母頁。讓孩子學習將圖片和單字做連結，並拼出正確的字母。</p> 
<p><b>Lesson 8 Story time</b> 故事時間</p> <p>教學目標</p> <p>Vocabulary</p> <p>Crawling, stone</p> <p>Grammar</p> <p>Review present progressive</p> <p>複習現在進行式</p>	<p>①Discuss the pictures 請小朋友翻開本，先將圖片上的動作表示出現，試試是否可以先串成一篇故事。</p> <p>②配合活動本第 57 頁。 播放 CD，讓小朋友邊聽著故事，一邊在活動本上操作，隨著故事情結在圖中的路徑。多練習幾次，孩子們也可以自己一邊走著，一邊說故事了。</p> <p>③Paper bears 請將英文版教師手冊第 6 項影印來用，讓孩子來做紙熊，再用廢紙來做樹幹，讓孩子練習動作句型。例如：The bear is crawling through the log.做紙熊爬過紙樹幹的動作，透過手操偶的活動，相信孩子能學得快樂且記憶深刻。</p> 
<p><b>Interactive Bulletin Board</b> 互動式美語情境佈置</p>	<p>①製作流程：</p> <ol style="list-style-type: none"> <li>1.在佈告欄上貼有 2 個活動式的袋子以裝放圖片。</li> <li>2.一個袋子放著動作顯示的圖片，可由英文版教師手冊後頁的圖片頁影印下來使用，另一個袋子放著人稱代名詞的閃卡。</li> <li>3.讓孩子自行從 2 個袋子抽取出 2 張卡片，練習 He/She is (swimming).的句型</li> <li>4.這項活動可一併複習到 Unit 6, Unit 7 所教過的動作用語。</li> </ol>
<p><b>Strategy</b> 教學錦囊</p>	<p>結合動作和語言，是幫助學習最好的方法。用動作解釋語言，也能幫助孩子容易記住所學。在本單元中，孩子可經由模仿動作而將本課內容學得好，記得清楚。教學“數量”時，可用拍手，跳躍方式配合算數，數學也可變得簡單且有趣哦！</p>





# ① Lesson 1: Unit Opener

問天氣

What's the weather like?

## 學習能力指標

句型

單字

What's the weather today?  
It's a sunny day.

sunny, windy,  
rainy, cloudy,  
not, cold

## ♪ Song: It's a Sunny Day.

**Voice A:** Hello!

**Voice B:** Hello!

**Voice A:** What 's the weather like today?

**Voice B:** It's sunny!

It's a sunny, sunny day.

It's a sunny, sunny sunny day.

We can run. We can play.

It's a sunny, sunny day.

Run! Jump! Run! Say "Yeah"!

**Verse 2:** rainy

**Verse 3-4:** music only

練習句型：What's the weather today?

It's a sunny day.



## Weather Chant

It's a sunny, sunny day.

It's a sunny, sunny, sunny day.

We can run. We can play.

It's a sunny, sunny day.

Run! Jump! Run!

Say "yeah"

## Poster: Outdoors

看圖說話：利用海報教學

Look, it's a sunny day.

What can you do on a sunny day.

## Interactive Bulletin Board

互動式佈告欄

What's the weather like?



## ② Lesson 2: Say and do

天氣與服裝搭配

What are you wearing?

### 學習能力指標

句型

單字

What are you wearing?  
I'm wearing boots.

raincoat, umbrella,  
boots, sunglasses,  
scarf, shorts



### Clothes 衣物

What are you wearing?

I'm wearing (blue shorts).

It's a hot sunny day.

What are you wearing?

I'm wearing (shorts).

再結合顏色練習句型

It's a hot sunny day.

What are you wearing?


I'm wearing (shorts).

### ③ Lesson 3: Early literacy and pronunciation

學齡前的發音練習：u

#### 學習能力指標

句 型	單 字
Bugs can hug.	bug, hug, sun



練習字首、字中為短母音“u”的單字

bug, hug, sun.

It's a sunny day.

This is the sun.

Can you hear the word sun in sunny?

#### Listen and draw

Draw a bug under the truck.

Draw a bug next to the duck.

Draw a bug on the rug.

#### Tongue-twister 繞口令

Ask: what color are the bugs?

Blue bugs. Big blue bugs.

Can big blue bugs hug?

Yes, big blue bugs can hug.

透過大量句型的練習，辨識“u”發音的字。

#### ④ Lesson 4: Rain Poem

童詩欣賞

It's raining on the tree.

#### 學習能力指標

句型

單字

It's raining on the tree.

rock, road,  
rain, rabbit,  
flowers, car,  
bike, rug

#### Rain rhyme

Put on your (raincoat).

Let's go out in the rain.

We jump, jump, jump in the puddles.

And it's raining, raining, raining.

#### Rain Poem 童詩欣賞

It's raining on the \_\_\_\_\_.

It's raining on the tree.

It's raining on the \_\_\_\_\_.

It's raining on me.



透過畫謎(Rebus)的方式來練習閱讀

## ⑤ Lesson 5: Conversation

會話

What day is it?

學習能力指標

句型

What day is it?

It is Monday.

What's the weather today?

It's cloudy.

**Days of the week. 學習一星期的說法**

Sun-day

Mon-day

Tues-day

Wednes-day

Thurs-day

Fri-day

Sa-tur-day


## Weather calendar

What day is it?

Today is (Tuesday).

What's the weather today?

It's windy.



## Conversation

Child A: What day is it?

Child B: It's Monday.

Child A: What's the weather today?

Child B: It's cloudy.

## Interactive Bulletin Board

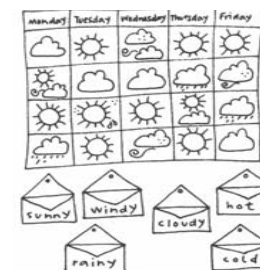
互動式佈告欄

在教室角落設一個

“Weather calendar”

讓孩子可角色扮演的

方式來練習會話。



⑥ Lesson 6: Try this!

跨學科學習

自然：日晷的實驗


學習能力指標

句型

單字

The shadow is smaller.

shadow, smaller,  
morning, afternoon



學習比較大小，認識影子的變化

Bigger and smaller

Is the shadow bigger?

Is the shadow smaller?

練習 TPR 指令

Point to the bigger shadow.

Point to the pencil.

Circle the pencil.

Circle the bigger shadow.

## 7 Lesson 7: Unit review

聽力測驗

Listening comprehension

單元複習為本課學習的整合，透過聽力，  
口語練習，更強化學習。



1. What's the weather today? It's sunny.
2. I am wearing boots.
3. It's raining on the tree.
4. Is it cold? Yes, No.

## Oral Language review 口語 習

What do you see?

What's the weather like?

Is it snowy?

## Word blending 拼字練習

用字卡與圖片卡做配合練習

短母音 “u”

sun, cup, hug, rug, run




## ⑧ Lesson 8: Story Time

說故事時間

We Love Mud!

### 學習能力指標

句型	單字
We love mud.	love, mud, scrub, tub



## Weather graph 天氣統計圖表

練習句型：

How many sunny days?

How many rainy days?


## Mud 做泥巴

This is mud.

I'm making mud.

We're making mud.

## Story puppet 做紙偶並演練故事內容



讓小朋友著上顏色，並剪下背面貼上竹筷子，就可拿起來演戲了。

# Level 3 Student Book

## Unit 8 : Sun, Wind and Rain

### Lesson 1 Unit Opener

#### 單元介紹

教學目標：

#### Vocabulary

sunny, windy, rainy,  
cloudy, hot, cold

#### Grammar

What's the weather today?

It's a sunny day.

Review: We can run.

### ① Song: It's a Sunny Day

【請見 fingerprints 歌詞本】

②請配合活動本第 58 頁一著色，活動小朋友著色完畢後，請播放 CD，讓孩子們邊指著歌詞，邊搭配著歌唱。

### ③ Interactive bulletin board

請利用英文版教師手冊後頁的图片影印頁，做成天氣變化單字卡，利用教室中的月曆和小朋友複習日期和天氣狀況。練習句型如下：

T: What day is today?

S: Today is Monday.

T: What's the weather today?

S: It's (sunny) and (hot).

再把天氣小卡貼在月曆紙上。

④請配合活動本第 59-60 頁一製作風鈴

a.先介紹材料用語，然後全班一起做一個大風鈴。

b.照著活動本上的圖示製作，完成後請吊在教室外，看看風鈴是如何發出聲響的。

c.將此頁剪下，釘成小書樣，提醒小朋友要和 Daddy, Mommy 一起做個風鈴，並唸給 Daddy, Mommy 聽哦！

### Lesson 2 Say and do

教學目標：

#### Vocabulary

raincoat, umbrella, boots,  
sunglasses, scarf, shorts

#### Grammar

What are you wearing?

I'm wearing boots.

### ① Classification activity


請影印英文版教師手冊後頁的天氣及服裝圖片，以製成小圖片卡。將服裝類閃卡放置在地上，天氣類閃卡正面朝下，放置地上。請一位小朋友選一張天氣閃卡，練習：“It's (sunny) day. What are you wearing?” 的句型，再定一位小朋友找出配合(sunny day)所穿的服裝圖片做句型練習 “I am wearing \_\_\_\_\_.” 再讓其他小朋友做同樣的練習。

### ② Say and Do

請準備黃色、綠色以及藍色蠟筆，準備讓小朋友著色。首先，老師指出 Sunny day 的圖示，並詢問：“It's a sunny hot day. What are you wearing?” 孩子將適合在夏季季的衣服單字複習後再請小朋友們將夏季服裝塗上黃色。冬季服裝塗上綠色，雨天時的服裝塗上藍色。同樣也進行以上的句型練習。

③請配合活動本第 61 頁，完成第 61 頁的著色後請剪下以配合課本第 66 頁做活動。

<p><b>Lesson 3</b> <b>Early literacy and pronunciation</b> <b>學前閱讀及自然發音</b></p> <p>教學目標：</p> <p><b>Vocabulary</b> bug, hug, sun</p> <p><b>Grammar</b> Bugs can hug.</p>	<p><b>① Word blending(字母拼讀)</b> 準備下列單字的閃卡介紹給小朋友。bug(蟲)、rug(地毯)、sun(太陽)、run(跑步)，請老師唸單字，小朋友找出相符合的圖卡，指引孩子拼出單字。</p> <p><b>② Blue bugs</b> 老師和全班小朋友一起來做藍色小蟲。準備材料有水彩、黏土、絨球等。製做成如課本上的小藍蟲，搭配課本第 67 頁，一邊唸句型，一邊做活動。</p>
<p><b>Lesson 4 Rain Poem</b> <b>詩歌</b></p> <p>教學目標：</p> <p><b>Vocabulary</b> rock, road, rain, rabbit, flowers, car, bike, rug</p> <p><b>Grammar</b> It's raining on the tree.</p>	<p><b>① Picture Stickers</b> 利用課本後頁的貼紙頁，複習本詩歌中的單字。請小朋友自行挑 2 張貼紙黏在課本第 68 頁。播放 CD，讓孩子一邊唸，一邊認識這首詩歌。</p> <p><b>② 請配合活動本第 63 頁。</b></p> <p><b>③ Poem pictures</b> 請小朋友將課本第 68 頁的 Rain Poem 和活動本第 63 頁的 Sun Poem 畫出情境來，並記得畫出詩歌裡的單字。</p>
<p><b>Lesson 5</b> <b>Conversation</b> <b>實用生活會話</b></p> <p>教學目標：</p> <p><b>Vocabulary</b> days of the week</p> <p><b>Grammar</b> What day is it? It's Monday. What's the weather today? It's cloudy.</p>	<p><b>① Weather calendar</b> 運用本單元第一課所做的互動式佈告欄做練習，老師先帶領小朋友做練習，之後由小朋友分組練習。</p> <p><b>② Conversation</b> 懸掛會話海報，播放 CD 讓小朋友一邊看圖，一邊演練句型。</p> <p><b>③ 請配合活動本第 64 頁一連連看。</b></p> <p><b>④ Role play</b> 請 2 位小朋友扮演本課會話中的 2 位主角，搭配 Weather calendar 做操作，讓小朋友對這段會話記憶更深刻，知道如何運用。</p>
<p><b>Lesson 6 Try This</b></p> <p>教學目標：</p> <p><b>Vocabulary</b> shadow, smaller, morning, afternoon</p> <p><b>Grammar</b> The shadow is smaller.</p>	<p><b>① Make a simple sundial</b> 製作一個簡易型日晷 準備材料：1 個紙盤、彩色筆、黏土和一支鉛筆。 製作過程：將鉛筆用黏土固定在紙盤上即可，觀察陽光在日規上所造成的影子長度，可用彩色筆直接描繪出來。</p> <p><b>② Do the experiment</b> 將做好的日晷放在窗戶邊，以一週的時間來觀察不同的時間的陰影長度變化。利用不同的顏色記錄長度的變化，讓小朋友了解到只有艷陽天才會在日晷上造成陰影。</p> <p><b>③ Catch shadow</b> 選一個太陽天，老師帶小朋友到戶外教學時，玩玩陰影遊戲。引導孩子觀察自己的影子，並試著去摸摸看。小朋友對於影子的形成會更有概念哦！</p>

<p><b>Lesson 7 Unit Review</b> 單元總複習</p> <p>教學目標： Vocabulary Review</p> <p>Grammar Review</p>	<p>❶ 複習 Lesson 1: Song: It's a Sunny Day.</p> <p>❷ 複習 Lesson 4: Rain Poem</p> <p>❸ Word blending: 字母拼讀</p> <p>將本課單字和圖片複習多次後，指引小朋友做拼音練習</p>
<p><b>Lesson 8 Story time</b> 故事時間</p> <p>教學目標： Vocabulary love, mud, scrub, tub</p> <p>Grammar We love mud.</p>	<p>❶ Mud 準備一些乾土放入紙杯裡；倒入一些水後，便成為泥巴。介紹小朋友 This is mud.讓小朋友了解 mud 的概念。</p> <p>❷ Join in! 播放 CD，帶領小朋友一邊看課本內容，一邊認識故事句型。熟悉之後，老師在每一句唸完後按暫停，讓小朋友自行重覆上一句的故事內容。</p> <p>❸ Story puppets 請老師影印教師手冊第 72 頁的圖片，讓小朋友做出 mom, baby, dog, duck 的紙偶，和之前做過的 mud，一起演出紙偶秀的 I love mud 這個故事。</p>
<p><b>Interactive Bulletin Board</b> 互動式美語情境佈置</p>	<p>製作如下圖的天氣月曆。影印教師手冊後頁的天氣狀況圖片，設計 6 個信封袋以裝入天氣狀況圖片。可將圖片護貝後黏上磁鐵，或以雙面膠做為活動性黏貼。每天可和小朋友複習天氣和日期的用法。</p>  <p>The image shows a 4x5 grid representing a weather calendar for Monday through Friday. Each cell contains a simple drawing of a weather condition: clouds, sun, sun with clouds, sun with rain, sun with snow, sun with wind, sun with rain, sun with clouds, sun with rain, sun with clouds, sun with rain, sun with clouds, sun with rain, sun with clouds, sun with rain. Below the grid are six envelopes with weather words written on them: sunny, windy, cloudy, hot, rainy, and cold.</p>
<p><b>Strategy</b> 教學錦囊</p>	<p><b>Miming 模擬</b></p> <p>將課文情境和故事以動作表演出來，除了幫助小朋友對學習內容記憶更好之外，對於肢體語言的訓練也很有幫助。Miming 和 Role play 最大的差別在於 miming 多用在表演歌曲，讓孩子透過唱歌和動作，使單字更容易記憶。</p>



# ① Lesson 4: Unit Opener

認識遊樂場

Mom is sitting in a boat.

## 學習能力指標

句型

單字

Mom is sitting in a boat.  
My sister are sitting on a train.  
I am sitting on the horse.

car, boat, bike,  
train, airplane,  
merry-go-round

## ♪ Song: Watch Them Go

### Chorus

Watch, watch, watch them go.  
Oh me! Oh my! Oh, wow! Oh no!  
My brother is sitting in an airplane.  
My brother is sitting in an airplane.

### Chorus

My sisters are sitting on a train.  
My sisters are sitting on a train.

### Chorus

My mom is sitting in a boat.  
My mom is sitting in a boat.

### Chorus

My dad is sitting in a car.  
My dad is sitting in a car.


### Chorus

My grandma and grandpa are sitting on a bike.  
My grandma and grandpa are sitting on a bike.

### Chorus

I am sitting on the merry-go-round.  
I am sitting on the merry-go-round.

### Chorus



## 句型練習

I am sitting in the car.

Roberta is sitting in the boat.

We are sitting on the hike.

## 看圖說話

What do you see?

Who do you see?

How many (boats) do you see?

## 問答練習

Who is sitting (in a boat)?

(Mom is sitting in a boat.)

What are (Grandma and Grandpa) doing?

They are sitting on a bike.

What is (the brother) doing?

He is sitting in an airplane.

② Lesson 2: Say and do  
最高級的用法  
This doll is the biggest.

學習能力指標

句型	單字
<p>This bear is bigger. This bear is the biggest.</p>	<p>doll, smallest, biggest</p>

比較大小

Small → smaller → smallest.

big → bigger → biggest

This doll is small.

This doll is bigger.

This doll is the biggest.



Picture talk 看圖說話

What do you see?

How many (dolls) do you see?

What color is this (bear)?

Look at the blue doll.

Find a bigger doll.

This doll is bigger.

What color is the bigger doll? (Green)

This clown is small.

This clown is bigger.

This clown is the biggest.

Chant: Make a Ball

Make a ball, Make it small.

Make it smaller. Make it smaller.

Make the smallest ball of all.

Make a ball. Make it big.

Make it bigger. Make it bigger.

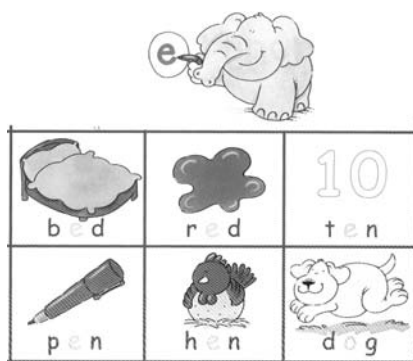
Make the biggest ball of all.

### ③ Lesson 3: Early literacy and pronunciation

學齡前的發音練習：e

#### 學習能力指標

句型	單字
There's a pen on the bed.	egg, elephant, bed



#### ♪ Song: The red Pen

There's a pen.  
 There's a red pen.  
 There's a red pen on the bed.  
 There's a red pen on the red bed.  
 There's a pen on the bed.

練習短母音 "e" 首字中的單字

#### 看圖說話

The elephant has a pen.  
 Draw an egg on the bed.  
 Color the pen red.  
 Draw a bed under the dog.

#### Word blending 拼字練習

準備圖卡及字卡做配合練習  
 red, red, pen, hen, ten

#### 做字母小書

做字中為短母音 "e" 的單字  
 集成一小書。



④ Lesson 4: Song  
歌曲欣賞  
Happy Song

學習能力指標

句型	單字
I'm happy. We're scared. Are you tired? Is she sad?	hungry, scared, tired, cry, scream, happy, sad

情緒的表達

I am (sad).  
He is happy.  
They are hungry.

♪ Song: If You're Happy

If you're happy and you know it,  
You can laugh (ha-ha)  
If you're happy and you know it,  
You can laugh (ha-ha)  
If you're happy and you know it,  
Then your face will surely show it  
If you're happy and you know it,  
You can laugh (ha-ha)

**Verse 2: sad, cry (boo-hoo!)**

**Verse 3: hungry, eat (yum, yum)**

**Verse 4: tired, snore (snore)**

**Verse 5: scared, scream (scream)**

Happy Song



happy      sad      hungry  
tired      scared

If you're  and you know it,  
You can laugh.

If you're  and you know it,  
You can...

If you're  and you know it,  
You can...

How are you feeling?

What day is it today?  
How are you feeling today?  
I'm tired, happy, ...  
Is (he) tired?  
Are they sad?

## 5 Lesson 5: Conversation

會話

Which is your favorite?

### 學習能力指標

句型

單字

Which is your favorite animal?  
Because it's funny.

funny, slow,  
fast, why,  
because

### Conversation

Brother: Which is your favorite animal?  
Sister: I like the monkey.  
Brother: Why?  
Sister: Because it's funny.



### 形容詞的用法

形容詞：big, small, slow, fast, funny.

Which animal is big?      Which animal is small?  
The elephant is big.      Which animal is funny?  
Which animal is slow?    Which animal is fast?

### Favorite animals 談論最喜歡的動物

Which animal is your favorite?

I like the (elephant).

Why?

Because it's big.

### 排序練習：比較大小

The dog is big.

The horse is bigger.

The elephant is the biggest.

### 形容詞的句型運用

The elephant is (big).

The elephant is big and (gray).

## ⑥ Lesson 6: Try this!

跨學科學習

烹飪：做水果串

### 學習能力指標

句型	單字
The banana is next to the orange.	grape, orange, banana, apple



### TPR 指令

聽指令做水果串

Put the (banana) next to the (grapes).

Put the (grapes) between the (apple) and the (orange).

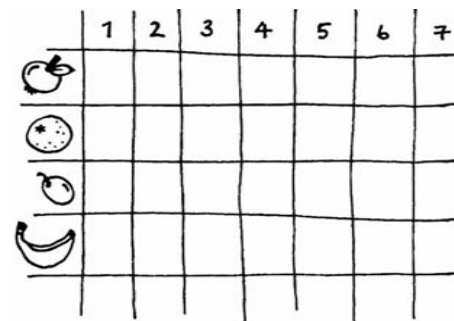
### 問答練習

Where's the orange?

Next to the grapes.

What's between the apple and the grapes? (the banana).

### Fruit graph 水果圖表統計



問最喜歡的水果

Which is your favorite fruit? I like apples.

I like (apples) best.

### 談論水果

Which is the biggest? Which is the smallest?

Which is red?

## ⑦ Lesson 7: Unit Review

### 聽力測驗

### Listening comprehension

單元複習為本課學習的整合，透過聽力，  
口語練習，更強化學習。



1. My mom is riding in the boat.
2. Which animal is the biggest?
3. Which is your favorite animal?  
I like the mouse.
4. Is he tired? Yes. No.

## Oral Language Review 口語練習

Who's this?  
What's she doing?  
Which animal is the smallest?  
Which is your favorite animal?  
Why?

## Poster: Animals 海報教學

Which animal is the smallest?  
Which animal is fast?  
Which bird is the biggest?

## 拼字練習

字中為短母音 “a” “e” “i”  
cat, bed, red, pen, pig, bag, ten, hen  
準備字卡，及字母卡，讓小朋友練習排  
出以上單字。

⑧ Lesson 8: Story Time

故事時間

The Pig race.

學習能力指標

句型

單字

Which pig is the  
(biggest, smallest)?

fastest, slowest



最高級的用法：Fastest, slowest

Which animal is fast? (the lion)

Which animal is slow? (the turtle)

The turtle is slow.

The pig is faster.

The lion is the fastest.

The lion is fast.

The pig is slower.


The turtle is the slowest.

做紙偶並比賽賽跑

The pink pig is the slowest.

The black pig is faster than  
the pink pig.

The brown pig is the faster.



# Level 3 Student Book

## Unit 9 : Children's fair

### Lesson 1 Unit Opener

#### 單元介紹

教學目標：

#### Vocabulary

car, boat, bike, train,  
airplane, merry-go-round

#### Grammar

Mom is sitting in a boat.

My sisters are sitting on a  
train.

I am sitting on the horse.

### ① Picture on a stick

請老師和全班小朋友各拿一張自己的照片，在照片後面黏上一根棍子或筷子即完成。請小朋友翻開課本到第 74 頁，老師則利用主題海報做操作。首先，老師將自己的人形偶放在汽車(car)的圖片上，告訴孩子：I am sitting in a car.讓小朋友重覆同樣的動作並朗誦句型。將本課所教的 6 個單字用同樣的方法帶讀。讓孩子猶如置身在遊樂場裡做學習。請注意介系詞會因交通工具的不同而不同。

### ② Song: Watch Them Go

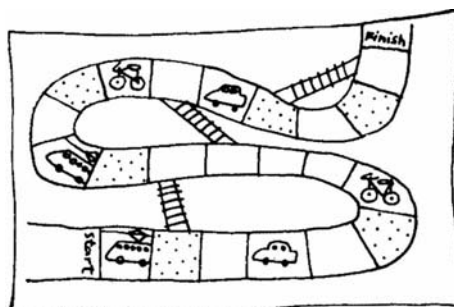
【請見 fingerprints 歌詞本】

運用之前製作的人形偶，一邊唱歌，一邊做遊戲。

### ③ Take a ride game board

—製做一個賽車車板

請老師於教師手冊後頁的影印頁影印下交通工具的圖片，再搭配人形偶使用，即可師生一起玩賽車遊戲，可多畫幾個梯子以製造捷徑。



### Lesson 2 Say and do

教學目標：

#### Vocabulary

doll, smallest, biggest

#### Grammar

This bear is bigger.

This bear is the biggest.

### ① TPR Chant

請小朋友伸展身體，表現出大的狀態，解釋這是“big”的概念。再伸展大一點，以表現出“bigger”的概念。Chant 內容 “Big, bigger, bigger, bigger!” 將身縮起來，呈現小 “small” 的概念，再更縮小一些為 “Smaller”。Chant 內容 “Small, smaller, smaller, smaller!” 反覆練習，大小的概念更清楚。

### ② Chant: Make a ball

【請見 fingerprints 歌詞本】

### ③ 請配合活動本第 67 頁

將活動本操作完後剪下，配合以下的故事做遊戲。

Look at Tina, Tina is small.

Tina is eating. Tina is eating.

Tina is eating.

Tina is bigger. (拿起中型娃娃的圖片)

Tina is eating. Tina is eating. Tina is eating.

Tina is bigger! (拿起最大的娃娃圖片)

<p><b>Lesson 3</b> <b>Early literacy and Pronunciation</b> 學前閱讀及自然發音</p> <p>教學目標： Vocabulary egg, elephant, bed</p> <p>Grammar There's a pen on the bed.</p>	<p>❶ <b>Song: The Red Pen</b></p> <p>播放 CD 請小朋友一邊唱，一邊指著課本上的單字。</p> <p>❷ 請配合活動本第 69 頁—連連看</p>
<p><b>Lesson 4 Happy Song</b> 歌曲</p> <p>教學目標： Vocabulary hungry, scared, tired</p> <p>Grammar I'm happy. We're scared. Are you tired? Is she sad?</p>	<p>❶ <b>Picture stickers</b></p> <p>請小朋友翻開課本到最後的貼紙頁，找到 Unit 9 的 4 張單字貼紙，先複習單字內容。再看到課本第 78 頁，Happy song 歌詞頁。請小朋友自行選 2 張情緒貼紙貼上，再搭配歌曲 CD 練習。</p> <p>❷ 請配合活動本第 70 頁</p> <p>課本貼紙頁剩餘的 2 張貼紙，請貼於活動本上做活動。</p> <p>❸ <b>How are you feeling? 你今天感覺如何?</b></p> <p>老師影印教師手冊後頁的月曆表格，讓小朋友都有一張月曆表格。每天老師可和小朋友一同複習到日期和情緒表達。例如：老師可問 “What day is today?” “How are you feeling today?” 小朋友在日期的表格中畫下自己的情緒，並標上單字。可以做學習單的功能。</p> <p>❹ <b>Song: If You're Happy</b></p> <p>【請見 fingerprints 歌詞本】</p>
<p><b>Lesson 5 Conversation</b> 實用生活會話</p> <p>教學目標： Vocabulary funny, slow, fast, why</p> <p>Grammar Which is your favorite animal? Because it's funny.</p>	<p>❶ <b>Favorite animals</b></p> <p>請老師準備幾張動物圖片和小朋友練習句 Which animal is your favorite? 引導小朋友說出最愛的動物的原因。最後將小朋友分為 2 人一組互相問答。</p> <p>❷ <b>Conversation</b></p> <p>懸掛會話海報，播放 CD，練習本課會話。</p> <p>❸ <b>Partner role-play—角色扮演</b></p> <p>幾位小朋友一組做本課會話中的人物扮演，練習會話。</p>

## Lesson 6 Try This

教學目標：

Vocabulary

grape, orange

Grammar

Review: The banana is next to the orange.

### ①準備材料：

新鮮水果(蘋果、香蕉、葡萄、橘子等)。

烤肉叉數枝。

水果圖片卡。





水果單字卡。

### ②TPR Game

將水果切開切置於盤子裡。請一位小朋友做示範，老師給指令，小朋友將水果正確地叉入叉子中。指令如下：Put the (banana) next to the (grapes). 最後，讓全班小朋友一起做練習，也可請一位小朋友當小老師給予指令。

### ③Fruit graph

製作一張表格圖如下圖示。準備一些小紙片，有紅色、橘色、紫色和黃色。

	1	2	3	4	5	6	7
							
							
							
							

### ④My favorite fruit—我最愛吃的水果

老師一一詢問全班小朋友最愛吃的水果。Which is your favorite fruit?若小朋友回答 "I like apples." 請小朋友拿起一張小紅色紙片貼於蘋果的序列表中。也可讓小朋友用畫水果方式表示。最後，數一數全班最愛吃的水果是哪一種。

## Lesson 7 Unit Review

單元總複習

教學目標：

Vocabulary

Review

Grammar

Review

①複習 Lesson 1: Song: Watch Them Go.

②複習 Lesson 2: Chant: Make a Ball

③複習 Lesson 3: Song: The Red Pen.

④複習 Lesson 4: Song: If you're happy.

⑤請利用 Show and Tell poster: animals

可設計以下的問題和小朋友複習

"Which animal is the smallest?


Which animal is the fastest?

Which bird is the biggest? "

⑥請配合活動本第 72 頁。

比較大小



<p><b>Lesson 8 Story time</b> 故事時間</p> <p>教學目標：</p> <p><b>Vocabulary</b> fastest, slowest, race</p>	<p><b>①Pig puppets</b> 請老師影印教師手冊第 82 頁的小豬圖片，作為小朋友製作小豬紙偶的材料。請將小型豬塗上粉紅色，中型豬為黑色，大型豬為咖啡色，將小豬形狀剪下用膠帶護貝後再黏上冰棒棍或筷子即完成。</p> <p><b>②Puppet race</b> 請三位小朋友拿著小豬紙偶表演小豬賽跑的情形。在白板上畫出一條起跑線。先告訴這三位小朋友，粉紅豬跑最慢，黑豬跑得比粉紅豬快(The pink pig is the slowest. The black pig is faster than the pink pig.) 咖啡豬跑最快(The brown pig is the fastest.) 待三位小朋友表演後，再和全班小朋友一起討論 which pig is the slowest?哪支豬最慢，Which pig is the fastest? 哪支豬最快。</p> <p><b>③</b>請配合活動本第 73 頁 聽完故事後，請將正確的圖片貼於格子中。</p> <p><b>④Puppet plays</b> 請老師和小朋友運用小豬紙偶一同扮演這段故事。</p>
<p><b>Interactive Bulletin Board</b> 互動式美語情境佈置</p>	<p><b>①</b>準備 1 個人形紙偶，後面黏有竹筷或木棍。 <b>②</b>影印教師手冊後頁第 9 課的交通工具圖片 <b>③</b>配合 Lesson 1 的歌曲：Watch Them go. 練習：I am sitting on/in a train/boat. <b>④</b>如下圖示，交通工具圖片請做成活動式，以利老師教學，小朋友玩遊戲使用。</p> 
<p><b>Strategy</b> 教學錦囊</p>	<p>玩遊戲對於孩子的效益是提高學習興趣，以及運用多元變化的方式做學習。當孩子在玩遊時，他們的注意力是在玩遊戲的情境中，而非使用的語言為何。因此，建議儘量讓孩子在自發性的狀況下學習，孩子會學得更好，更願意使用這項語言。在課堂中玩遊戲的其一重點，明確地解釋並示範遊戲玩法，並增加競爭性，加強遊戲的趣味感。</p>

# Level 3 Student Book

## Unit 10 : Under the mushroom

### Lesson 1

Student book p84,85

#### 單元介紹

教學目標：

#### Vocabulary

mushroom, wet, dry, shining grow, space, hide, enormous

#### Grammar

It's raining.

Where can I go?

We can go out and play.

Is it raining?

#### ❶ Cold and wet, nice and dry

(1) 身體發抖，以抱住自己取暖來表示 I am cold! 請全班小朋友做同樣的動作並一起說：We are cold!

(2) 撒些水在自己的手上，以解釋 I am wet.

請全班小朋友一起做這個動作並一起說：We are wet.

(3) 用毛巾將水擦乾，老師解釋：I am nice and dry. 請全班小朋友一起做這個動作並一起說：We are nice and dry.

#### ❷ Real mushrooms

請老師拿幾朵實際的香菇給小朋友看，也可複習到大小，big, bigger, small, smaller 的用法。

#### ❸ Growing

告訴小朋友，當下雨時，香菇也在慢慢長大中。帶領小朋友表演出香菇的成長過程，一點一點慢慢變大。以下 chant 可幫助孩子瞭解。

When it's rainy, when it's rainy.

下雨天來了，下雨天來了。

Mushrooms grow and grow.

香菇長大再長大。

Bigger, bigger all the time.

一直在慢慢長大。

A place for friends to go.

提供給朋友可以躲雨的地方。

#### ❹ Where can I go?

利用下列單字閃卡作複習：mouse, rabbit, fox, frog

在白板上畫上一棵樹，一支大雨傘，和一朵大香菇。舉起 rabbit 的圖卡，用 rabbit 的聲音說：It's raining. Where can I go? 請一位小朋友選出樹或雨傘或香菇，老師帶領小朋友一起說：I can go under the tree.

#### ❺ 請配合活動本第 79 頁一連連看

### Lesson 2 Warm up

Student book p86, 87

教學目標：

#### Vocabulary

Go away! There's no space for you.

Please let us in.

You can come in.

#### ❶ Go away!

將全體小朋友分為 2 組，來練習以下的句型。

第一組(有點生氣)：Go away! There's no space for you.

第二組(請求語氣)：Please let us in.

第一組(改變心意)：Ok, You can come in.

第二組(進去了)：Thank you.

#### ❷ Song in motion!

將故事的歌曲編加動作來呈現，小朋友學得更好，更有效率。

#### ❸ 請配合活動本第 75~77 頁。

<p><b>Lesson 3</b> <b>Student book p84-89</b></p>	<p><b>①Costumes and props 角色道具製作</b></p> <p>(1)頭套和鼻子製作。用色紙畫出動物的眼睛和耳朵，將它們釘在長條紙上以作為頭套使用。</p> <p>(2)利用紙杯製作成動物的鼻子，如附圖(P87)</p> <p><b>②Role Play</b></p> <p>選出幾位小朋友扮演故事中的動物角色，利用所做成的道具，使戲劇看來更有真實性。</p> <p><b>③Growing mushroom prop</b></p> <p>用一張大的厚紙片，先分成三等份，蓋過第二等份所起來；紙張慢慢攤開以表示香菇漸漸長大。</p>
<p><b>Lesson 4 Unit Review</b></p> <p>教學目標： Vocabulary Review</p> <p>Grammar Review</p>	<p><b>①Yes/No cards</b></p> <p>請老師準備數張圓形圖卡，寫上 Yes 和 No，小朋友用 Yes/No card 複課本第 90 頁的內容。</p> <p><b>②The mushroom song</b></p> <p>請老師一邊播放 CD，一邊請小朋友看著課本，指出正確的單字。</p> <p><b>③Poster: Outdoors</b></p> <p>利用 Show and Tell 海報，Outdoors 主題，將第 9 單元和第 10 單元完整複習。</p>
<p><b>Strategy</b></p> <p>教學錦囊</p>	<p><b>Drama：戲劇</b></p> <p>用表演的方式學習會話和戲劇幫助孩子將語言代入實際生活經驗中。表演方式讓學習增加趣味性和提高學習動機；也使所學的單字更有意義。本課的故事，小朋友也可在家和 Daddy, Mommy 互動表演出來，增添親子互動的樂趣。</p>