

Letters:
L---lion, lemon
M---monkey,
mouse

1. 先帶著 kids 複習 L---lion, lemon M---monkey, mouse
2. 播放 Honey Bee CD, 引導 kids 跟著外師唸
3. T 引導 kids 舉起手指在空中跟著寫 L 和 M, 之後拿出課本翻到第 32 頁, 用手指在書上描寫一次 L 和 M
4. T 準備白紙和水彩顏料, 發給 kids 一人一張白紙, 讓 kids 用手指沾顏料然後在白紙上寫 L 和 M, 然後引導 kids 在 L 旁畫 lion 和 lemon, 在 M 旁畫 monkey 和 mouse, 每個小孩都有不同的想像和畫法, 無論畫的如何都很寶貝, 請 T 給予 kids 鼓勵與讚美

Fun Learning

Key Words:

1. T 利用閃卡教本課單字: park, playground, supermarket, zoo
2. T 用小紙盒貼上單字圖, 並貼上磁布, 貼在白板上排成一社區, 並讓 kids 再練習說法

Sentences: Where are you going? I'm going to the park.

Where is Henry going? He's going to the supermarket.

Where is Candy going? She's going to the zoo.

1. T 將本課閃卡放在教室四處, T 帶著 kids 走向每個地點, 並說: I'm going to the park. I'm going to the zoo. I'm going to the playground. I'm going to the supermarket.
2. T 拿著 Henry 紙偶走一次, 並帶著 kids 說 He's going to the park. He's going to the zoo. He's going to the playground. He's going to the supermarket.
3. T 再拿著 Candy 紙偶走一次, 並帶著 kids 說 She's going to the park. She's going to the supermarket. She's going to the playground. She's going to the zoo.
4. T 請一位 kid 出列, 隨自己的意思走向一個地點, T 帶著其他 kids 問: Where are you going? 讓該 kid 回答
5. 利用單字教學時的紙盒地點和人物紙偶 Henry, Candy 教 Where's Henry going? 和 Where's Candy going?

Story:

1. T 秀課本 P33, P34 介紹故事

Betty sees Pepper walking in front of the school. She wonders where Pepper is going.

Jimmy sees Henry walking quickly. Where is Henry going? Now listen!











Betty asks, "Where are you going?"

Pepper answer, "I'm going to the park."

Jimmy ask, "Where is Henry going?"

Candy answers, "He's going to the playground."

Pepper is going to the park. Henry is going to the playground. Jimmy and Candy are going to the zoo. Betty is going to the supermarket. They will have a good time!

<p>Song</p>	<p>Song: Where Are You Going?</p> <ol style="list-style-type: none"> 先用圖片複習 park, supermarket, zoo, playground 播放歌曲 CD, 用紙偶根據歌詞操演一次 帶著 kids 一邊唱一邊跳律動 (動作請參考律動 DVD)
<p>Daily English</p>	<ol style="list-style-type: none"> T 先用圖片秀 don't kick dogs, don't hit cats T 拿著動物布偶並作出愛護動物的模樣, 教 We're nice to animals. 請 2 kids 一人抱狗布偶另一人抱貓布偶, 表演 Kid-A: I don't kick dogs. Kid-B: I don't hit cats. Kid-A + Kid-B: We're nice to animals.
<p>Workbook</p>	<div style="display: flex; justify-content: space-between;"> <div style="width: 48%;"> <p>Unit 8 Where Are You Going?</p> <p>I Can Trace</p>  <p>Trace and Paste</p> <p>L →   →  </p> <p>M →   →  </p> <p>15</p> </div> <div style="width: 48%;"> <p>Listen and Paste</p>  <p>To teachers:</p> <ol style="list-style-type: none"> Where are you going, Henry? I'm going to the park. Where is Candy going? She's going to the supermarket. Where is Jimmy going? He's going to the playground. Where is Pepper going? He's going to the zoo. <p>16</p> </div> </div>